

**UNITED STATES DISTRICT COURT
SOUTHERN DISTRICT OF NEW YORK**

IN RE AMBAC FINANCIAL GROUP,
INC. SECURITIES LITIGATION

Civil Action No. 08-00411-NRB

JURY TRIAL DEMANDED

CONSOLIDATED AMENDED CLASS ACTION COMPLAINT

RECEIVED
08 AUG 22 PM 9:51
U.S. DISTRICT COURT
S.D.N.Y.

TABLE OF CONTENTS

| | | |
|------|---|----|
| I. | NATURE OF THE ACTION | 1 |
| II. | JURISDICTION AND VENUE | 2 |
| III. | OVERVIEW OF THE EXCHANGE ACT VIOLATIONS | 2 |
| A. | The Exchange Act Parties | 8 |
| 1. | Lead Plaintiffs | 8 |
| 2. | Ambac Financial Group, Inc. | 9 |
| 3. | Officer Defendants | 10 |
| IV. | FACTUAL BACKGROUND RELEVANT TO EXCHANGE ACT CLAIMS | 13 |
| A. | Ambac’s History and Reputation for Superior Risk Control and Loss Avoidance | 13 |
| 1. | Ambac’s Success in Insuring Credit Risk | 13 |
| 2. | Maintaining Its AAA Rating Was Essential To Ambac’s Success | 14 |
| 3. | Overview of the Growth in the RMBS and CDO Markets | 18 |
| B. | In Response to Endless Investment Bank Demand for RMBS Collateral, Mortgage Lenders Abandoned Underwriting Standards | 24 |
| C. | Ambac’s Role in the RMBS and CDO Markets | 27 |
| V. | DEFENDANTS’ FRAUDULENT SCHEME | 29 |
| A. | Ambac Secretly Loosened Its Own Underwriting Standards In Order to Drive Short-Term Profits Without Regard to Long-Term Risks | 30 |
| B. | The Exchange Act Defendants Misrepresented Ambac’s Surveillance Of Its RMBS and CDO Portfolios | 38 |
| C. | By Late 2006, Housing Markets Were in Decline, Raising the Risk of Losses in Ambac’s RMBS-Related Exposures | 42 |

| | | |
|-----|--|----|
| D. | Expert Analysis Shows That The Exchange Act Defendants' Statements About the Performance of Ambac's RMBS-Related Portfolios Were False and Misleading..... | 44 |
| 1. | Overview Of The Lead Plaintiffs' Industry Consultants' Methodology and Analysis | 46 |
| 2. | Conclusions Of Lead Plaintiffs' Experts Analysis | 49 |
| 3. | In Violation of GAAP, the Exchange Act Defendants Knowingly or Recklessly Concealed Billions of Dollars in Mark-to-Market Write-Downs From Investors | 56 |
| VI. | DEFENDANTS' FALSE AND MISLEADING STATEMENTS..... | 61 |
| A. | 2006 Third Quarter Statements | 61 |
| 1. | The October 25, 2006 Press Release and Conference Call | 61 |
| 2. | The Third Quarter 2006 Form 10-Q | 62 |
| B. | 2006 Fourth Quarter Statements | 64 |
| 1. | January 31, 2007 Press Release and Conference Call..... | 64 |
| 2. | The 2006 Form 10-K | 66 |
| 3. | The March 6, 2007 AIFA Conference | 71 |
| 4. | The 2006 Annual Report..... | 72 |
| C. | 2007 First Quarter Statements | 74 |
| 1. | The April 25, 2007 Press Release and Conference Call..... | 74 |
| 2. | The First Quarter 2007 Form 10-Q..... | 76 |
| 3. | The June 12, 2007 KBW Mortgage Finance Conference | 78 |
| D. | Second Quarter 2007 Statements | 79 |

| | | |
|------|--|-----|
| 1. | The July 25, 2007 Press Release and Conference Call..... | 79 |
| 2. | The Second Quarter 2007 Form 10-Q | 82 |
| E. | Third Quarter 2007 Statements..... | 85 |
| 1. | The October 10, 2007 Press Release..... | 85 |
| 2. | The October 24, 2007 Press Release and Conference Call | 88 |
| 3. | The November 1, 2007 CNBC Interview | 91 |
| 4. | The November 6, 2007 Press Release..... | 92 |
| 5. | The November 7, 2007 Conference Call | 94 |
| 6. | The Third Quarter 2007 Form 10-Q | 96 |
| 7. | The November 13, 2007 Form 8-K..... | 97 |
| 8. | The November 27, 2007 Banc of America Conference | 98 |
| 9. | The November 28, 2007 Friedman Billings Conference | 99 |
| F. | Fourth Quarter 2007 Statements | 100 |
| 1. | The December 27, 2007 Form 8-K..... | 100 |
| 2. | The January 16, 2008 Press Release | 101 |
| 3. | The January 22, 2008 Press Release and Conference Call..... | 102 |
| 4. | Ambac’s 2007 Form 10-K | 104 |
| 5. | The March 14, 2008 Chairman’s Letter..... | 106 |
| VII. | AMBAC’S FINANCIAL STATEMENTS VIOLATED GAAP..... | 107 |
| A. | Ambac’s GAAP Violations..... | 110 |
| 1. | Ambac Violated SEC Item 303 by Failing to Disclose Negative Trends | 110 |

| | | |
|-------|--|-----|
| 2. | Ambac’s Violated SFAS 133 and SFAS 107 By Failing To Mark Its CDO Exposures To Market | 111 |
| 3. | Ambac Violated SFAS 5 By Failing To Take Adequate Loss Reserves | 120 |
| 4. | Ambac Ignored the FASB Reminder To The Market To Account For The Growing Risk Of Exposure Associated With Mortgage-Related Exposure..... | 123 |
| VIII. | LOSS CAUSATION..... | 126 |
| A. | Ambac’s October 24, 2007 Disclosures..... | 126 |
| B. | Ambac’s January 16, 2008 Disclosures | 128 |
| C. | Ambac’s April 23, 2008 Disclosure..... | 129 |
| IX. | THE INAPPLICABILITY OF THE STATUTORY SAFE HARBOR AND BESPEAKS CAUTION DOCTRINE | 131 |
| X. | RELIANCE – FRAUD ON THE MARKET DOCTRINE..... | 133 |
| XI. | CLAIMS FOR RELIEF UNDER EXCHANGE ACT | 133 |
| | COUNT I (For Violation of Section 10(b) of the Exchange Act and Rule 10b-5(b) Against Defendants Ambac, Genader, Leonard, Uhlein, and Wallis | 133 |
| | COUNT II (For Violation of Section 20(a) of the 1934 Act Against Genader and Leonard) | 138 |
| XII. | CLAIMS FOR RELIEF UNDER THE SECURITIES ACT | 141 |
| A. | Overview of Securities Act Claims..... | 141 |
| 1. | February 2007 DISCS Offering | 142 |
| 2. | March 2008 Equity Units Offering | 142 |
| 3. | March 2008 Common Stock Offering | 143 |
| B. | Securities Act Plaintiffs | 144 |
| C. | Securities Act Defendants..... | 145 |
| D. | Jurisdiction and Venue..... | 150 |

| | | |
|-------|---|-----|
| E. | False and Misleading Statements..... | 151 |
| 1. | The DISCS Registration Statement/Prospectus | 151 |
| 2. | The Common Stock and Equity Units Registration Statement/Prospectus | 154 |
| F. | Ambac’s Financial Statements Failed To Comply With GAAP And SEC Regulations | 169 |
| 1. | Ambac Violated SFAS 133 and 107 By Failing To Mark Its CDO Exposures To Market..... | 171 |
| 2. | Ambac Violated SFAS 5 By Failing To Take Adequate Loss Reserves | 173 |
| | COUNT III (Against Defendants Ambac, Genader, Leonard, Lassiter, Callen, Considine, Gregory, Theobald, Unger, Wallace, Citigroup, Goldman, J.P. Morgan, HSBC, Lehman, MLPFS, UBS and Wachovia for Violations of Section 11 of the Securities Act in Connection with the February 2007 DISCS Offering) | 174 |
| | COUNT IV (Against Defendants Ambac, Citigroup, Goldman, J.P. Morgan, HSBC, Lehman, MLPFS, UBS and Wachovia for Violations of Section 12(a)(2) of the Securities Act in Connection with the February 2007 DISCS Offering)..... | 176 |
| | COUNT V (Against Defendants Ambac, Callen, Leonard, Duff, Considine, Theobald, Unger, Wallace, Credit Suisse, Citigroup, Banc of America, UBS, KB&W and KPMG for Violations of Section 11 of the Securities Act in Connection with the March 2008 Offerings)..... | 177 |
| | COUNT VI (Against Defendants Ambac, Credit Suisse, Citigroup, Banc of America, UBS and KB&W for Violations of Section 12(a)(2) of the Securities Act in Connection with the March 2008 Offerings) | 180 |
| | COUNT VII (Against Defendants Genader, Leonard and Callen for Violations of Section 15 of the Securities Act in connection with the February 2007 DISCS Offering and the March 2008 Offerings) | 181 |
| XIII. | CLASS ACTION ALLEGATIONS FOR EXCHANGE ACT AND SECURITIES ACT COUNTS | 184 |
| XIV. | PRAYER FOR RELIEF | 186 |
| XV. | JURY DEMAND | 187 |

Plaintiffs Public School Teachers' Pension and Retirement Fund of Chicago ("Chicago Teachers"), the Arkansas Teachers Retirement System ("Arkansas Teachers"), and the Public Employees' Retirement System of Mississippi ("Mississippi PERS") (collectively, the "U.S. Public Pension Funds" or "Lead Plaintiffs") and Plaintiff Painting Industry Insurance and Annuity Funds, by their undersigned counsel, bring the claims set forth herein individually and on behalf of all other persons who purchased or acquired Ambac Financial Group, Inc. ("Ambac" or the "Company") securities (1) during the period from October 25, 2006, through and including April 22, 2008 (the "Class Period") or (2) issued pursuant to the registration statements set forth hereafter. The following allegations are based upon the investigation conducted by Lead Plaintiffs' counsel, which included, among other things, a review of the public announcements made by the Exchange Act Defendants (as defined herein), United States Securities and Exchange Commission ("SEC") filings, press releases, analyst and media reports regarding Ambac, interviews with confidential witnesses and consultants described herein, pleadings and other documents filed in other litigations involving Ambac, and certain other publicly available information.

I. NATURE OF THE ACTION

1. This is a securities class action brought under Sections 11, 12 and 15 of the Securities Act of 1933 (the "Securities Act"), 15 U.S.C. §§ 77k, 77l and 77o; Sections 10(b) and 20(a) of the Securities Exchange Act of 1934 (the "Exchange Act"), 15 U.S.C. §§ 78j(b) and 78t(a); and SEC Rule 10b-5, 17 C.F.R. § 240.10b-5.

II. JURISDICTION AND VENUE

2. This court has jurisdiction over the subject matter of this action pursuant to Section 22(a) of the Securities Act (15 U.S.C. § 77v(a)), Section 27 of the Exchange Act (15 U.S.C. § 78aa), and 28 U.S.C. § 1331.

3. Venue is proper in this District pursuant to Section 22(a) of the Securities Act (15 U.S.C. § 77v), Section 27 of the Exchange Act (15 U.S.C. § 78aa) and 28 U.S.C. §§ 1391(b) and (c). Substantial acts in furtherance of the wrongs alleged and/or their effects have occurred within this District, and Ambac maintains its principal office in New York, New York.

4. In connection with the acts and omissions alleged in this Consolidated Amended Class Action Complaint, all of the Defendants, directly or indirectly, used the means and instrumentalities of interstate commerce, including, but not limited to, the mails, interstate telephone communications, and the facilities of the national securities markets.

III. OVERVIEW OF THE EXCHANGE ACT VIOLATIONS

5. Ambac provided guarantees in connection with billions of dollars worth of extraordinarily risky mortgage-related securities. Yet throughout the Class Period, Ambac repeatedly assured investors, through public filings and direct statements by its executive officers, that its rigorous and conservative underwriting standards ensured that it only guaranteed the safest transactions, that it diligently monitored its insured portfolios, and that it was exposed to no material risk of loss. In reality, unbeknownst to investors, at the direction of its executive officers, Ambac had drastically lowered its underwriting standards to ensure that it could “wrap”, or guarantee, billions of dollars of

high risk securities. As set forth below, the Exchange Act Defendants knew, or were reckless in not knowing, that these securities were drastically losing market value because of an increasing likelihood of default, and significant occurrences of default would leave Ambac exposed to tens of billions of dollars of losses and write-downs that its capital structure could not afford.

6. Ambac's senior officers pursued this risky strategic shift, which remained hidden from investors, in order to satisfy the mandate set by CEO Robert Genader, in 2005, to focus on intense revenue growth and to achieve net income of \$1 billion a year in the near future. The Exchange Act Defendants misused Ambac's historic reputation for careful and conservative risk control and assessment as a cover for pursuing revenue growth in the riskiest corners of the derivative securities business. The depth and nature of Ambac's foray into these avenues were concealed from investors, who were consistently assured that Ambac's prior conservatism remained in full force setting it apart – and above – market forces. In reality and unbeknownst to investors, in order to continue to pursue risky mortgage-linked deals, Ambac abandoned its prior model of conservative underwriting and risk management, and faced the same declining market forces as other failing institutions.

7. Central to satisfying Defendant Genader's net income goal was Ambac's guarantee of billions of dollars of structured financial instruments supported by collateral including residential mortgages. These instruments were primarily residential mortgage backed securities ("RMBS") and collateralized debt obligations ("CDOs") supported by

large bundles of RMBS.¹ Ambac directly insured RMBS and it issued credit default swaps (“CDS”) as a derivative guarantee of CDOs of RMBS.

8. Prior to and during the Class Period, Ambac reported strong earnings, which grew from \$433 million in 2002 to \$876 million in 2006, and \$386.3 million in the first two quarters of 2007, driving Ambac’s stock price from \$57.14 per share in January 2002 to a high of \$96.08 in May 2007. Unfortunately for Ambac shareholders, these earnings were false and were achieved only by improperly marking Ambac’s book of highly risky securities. As a result, the over \$3.7 billion of earnings would be more than wiped out by the massive write-downs and increased reserves that Ambac would take beginning in October 2007 related to Ambac’s RMBS and CDO exposures. These write-downs and reserves would also cause Ambac’s stock price to decline from the class period high of \$96.08 on May 16, 2007 to a low of \$1.16 on July 2, 2008.

9. Significantly, as the real estate markets worsened during the Class Period, the Exchange Act Defendants repeatedly assured investors that its RMBS and CDO mortgage-related exposures involved far less risk than the market in general and that Ambac was not negatively affected by the mortgage and credit crisis. Indeed, as late as November 2007, Defendant Genader, appeared on CNBC and insisted that Ambac’s RMBS-related² portfolio “is in very good shape,” that Ambac “is very solid and very safe” and that “[o]ur performance, as Ambac, is very different than the rest of the market.” Throughout the Class Period, the Exchange Act Defendants took specific steps

¹ RMBS are securities collateralized by pools of residential mortgages. Securities for each pool are issued in different “tranches,” with the higher-rated tranches of securities supposedly bearing lower repayment risk while the lower tranches offer more risk, but potentially greater returns. CDOs are structured investments supported by cash flows from various underlying asset-backed securities, including RMBS.

² The term RMBS-related as used herein means Ambac’s directly insured RMBS and its credit default swaps on CDOs of RMBS.

to distinguish their portfolio and their RMBS-related exposures from the seemingly similar securities that were plummeting in value in the market. To that end, the Exchange Act Defendants consistently told investors that problems affecting the credit markets in general should not be read as a sign of severe write-downs or credit problems for Ambac because Ambac relied on underwriting standards more stringent than even those employed by ratings agencies for AAA-rated mortgage securities.

10. Investors and market analysts relied on the statements of Ambac’s senior officers, concluding that Ambac’s supposedly superior underwriting and surveillance of its exposures would protect investors. A July 25, 2007 Morgan Stanley report highlighted that “[t]he company’s in-depth discussion on the conference call about how it protects itself against CDO losses and the favorable outlook for new business seemed to go a long way toward alleviating investor concerns....” A Deutsche Bank report the next day emphasized that Ambac has a “[r]igorous CDO underwriting process” and that “*Ambac is not the market.*” (Emphasis in original.) The report further stated:

If we assume that its underwriting was done properly, its credit performance should not reflect the average or fall even close to the average. . . . Given Ambac’s *strict underwriting standards, risk assessment skills, and small exposure relative to the overall market*, we believe Ambac will not suffer from credit losses. (Emphasis added.)

11. The Exchange Act Defendants’ statements about Ambac’s “rigorous” underwriting standards and the distinction between its exposures and the market in general were false. As set forth below, Lead Plaintiffs retained industry experts, who analyzed the same information that Ambac’s senior executives – but not the general public – had in their possession and had said were being reviewed throughout the Class Period. This analysis illustrates that the performance of the mortgage collateral that

Ambac directly or indirectly insured in its RMBS-related portfolio was no better, and often worse, than the performance of the mortgage collateral supporting the securities losing value in the market.

12. Moreover, while touting its rigorous underwriting principles, Ambac was simultaneously lowering its underwriting standards to insure even riskier instruments. Even before the Class Period, Ambac learned first-hand that the country's largest mortgage originators had lowered their own lending standards and were selling lower quality mortgages into RMBS-related securities. (See ¶¶55-59; 76-79). Rather than avoid these risky securities, Ambac embraced them in an effort to reach Defendant Genader's mandate of hitting \$1 billion in annual net income. By June 2006, Ambac's Consumer/Mortgage Backed Credit Risk Committee, comprised of Ambac's senior managers (the "Credit Risk Committee"), approved a fundamental change in its underwriting standards, which permitted Ambac to wrap RMBS that previously would have been too risky for the Company to insure. (See ¶¶83-87). In October 2006, a Managing Director in Ambac's Structured Finance Group sent a memo to Ambac's Credit Risk Committee, stating that Ambac was insuring CDOs with RMBS collateral of such low quality that the Company's RMBS underwriting group, even with its fundamentally lowered standards, "*would not touch [them] with a ten foot pole.*"

13. On January 16, 2008 – *less than two months* after the Exchange Act Defendants assured investors that Ambac's RMBS-related exposures were of a superior quality and that the Company was not exposed to material credit losses – Ambac stunned investors by disclosing: (a) **\$5.4 billion** in "mark-to-market" write-downs on its then \$29 billion in exposure to CDOs supported by RMBS; (b) a staggering **\$1.1 billion** of actual

impairments on these exposures; (c) a near tripling of its loss reserves due to deterioration of its direct RMBS portfolio; (d) a 67% reduction in its dividend payouts (in order to preserve capital); and (e) its CEO's unexpected "resignation" from the Company.

14. Ambac's mark-to-market losses substantially exceeded the more than \$3.7 billion of net income that Ambac reported for the period from 2002 through mid-2007. In response to the devastating disclosure on January 16, the price of Ambac's common stock plummeted from \$21.14 at the close of trading on January 15, 2008, to \$6.24 per share by the close of trading on January 17, 2008, an over 70% decline, on unprecedented trading volume. Ambac became the first major monoline financial guarantor to ever lose its treasured investment grade credit rating a few days later when the Fitch rating agency downgraded Ambac from "AAA" to "AA".

15. Even then, the full facts about Ambac's abandonment of its underwriting standards and exposure to highly risky mortgages were not disclosed. On April 23, 2008, Ambac reported a net loss for its first quarter 2008 of \$1.66 billion on continued CDO write-downs, as well as a more than \$1 billion increase to its loss reserves on second-lien RMBS exposures. In explaining the severe and surprising loss on the second-lien securities, Ambac finally disclosed that these portfolios included a wide range of loans whose characteristics were far riskier than had been disclosed to investors. Ambac's stock price was again cut in half, closing on April 23, 2008, at **\$3.46 per share**, as the Company disclosed its massive RMBS and CDO loss exposures. In less than one year, Ambac stock lost more than 95% of its value, falling from a closing price of \$96.08 on May 18, 2007, to \$3.46 at the end of the Class Period. Today, the Company's ability to survive past its RMBS-related losses remains in question.

A. The Exchange Act Parties

1. Lead Plaintiffs

16. On May 9, 2008, the Honorable Judge Naomi Reice Buchwald appointed the U.S. Public Pension Funds as Lead Plaintiffs in this Action.

17. Chicago Teachers is a public pension fund established by the Illinois General Assembly in 1895 for the benefit of certain certificated teachers employed primarily by the Board of Education of the City of Chicago. Chicago Teachers is headquartered in Chicago, Illinois and has total assets of approximately \$12 billion. Chicago Teachers purchased shares of common stock of Ambac during the Class Period on the open market, and suffered damages as a result of the violations of the federal securities laws alleged herein. Chicago Teachers' purchases and sales of Ambac securities during the Class Period are listed in the Chicago Teachers' certification attached as Exhibit A to the Consolidated Amended Class Action Complaint.

18. Arkansas Teachers is a public pension fund organized in 1937 for the benefit of the current and retired public school teachers of the State of Arkansas. Arkansas Teachers is headquartered in Little Rock, Arkansas and has total assets of approximately \$10 billion. Arkansas Teachers purchased shares of common stock of Ambac during the Class Period on the open market, and suffered damages as a result of the violations of the federal securities laws alleged herein. Arkansas Teachers' purchases and sales of Ambac securities during the Class Period are listed in the Arkansas Teachers' certification attached as Exhibit B to the Consolidated Amended Class Action Complaint.

19. Mississippi PERS is a public pension fund established by the Mississippi Legislature in 1952 that provides benefits to over 75,000 retirees and future benefits to more than 250,000 current and former public employees. Mississippi PERS has total assets of approximately \$21 billion. Mississippi PERS purchased shares of common stock of Ambac during the Class Period on the open market, and suffered damages as a result of the violations of the federal securities laws alleged herein. Mississippi PERS' purchases and sales of Ambac securities during the Class Period are listed in the Mississippi PERS' certification attached as Exhibit C to the Consolidated Amended Class Action Complaint.

2. Ambac Financial Group, Inc.

20. Defendant Ambac is a holding company with numerous subsidiaries that provide financial guarantee products and other financial services to clients in both the public and private sectors around the world. Ambac's primary operating subsidiary, Ambac Assurance Corporation ("Ambac Assurance"), was the first company to offer insurance on municipal bonds. By the beginning of the Class Period, Ambac Assurance was the cornerstone of Ambac's core business areas, which involved issuing insurance and insurance-like credit default swap protection in public, structured and international finance. Ambac is regulated by the Wisconsin Office of the Commissioner of Insurance. Ambac went public in 1991, and its common stock is traded on the New York Stock Exchange. As of December 31, 2006, Ambac had only 359 employees worldwide. That headcount was 367 at year end 2007.

3. Officer Defendants

21. Defendant Robert J. Genader (“Genader”) was a director, President and Chief Executive Officer (“CEO”) of Ambac, as well as Chairman of the Board from 2004 until January 16, 2008, when he resigned from the Company. Genader additionally served as Chairman, President and CEO of Ambac Assurance. Throughout the Class Period, Genader was an informal member of the Credit Risk Committee, a committee responsible for approving all RMBS-related transactions. Several transactions were approved by the Credit Risk Committee based on Genader’s direct instructions. From 2004 through 2006, Genader received compensation totaling \$18,576,106 – more than 60% of which was earned in 2006. Through powers-of-attorney issued to Defendant Sean T. Leonard, Genader signed Ambac’s 2006 Form 10-K, which was also incorporated in Ambac’s 2006 Annual Report. He executed certifications in connection with Ambac’s 2006 Form 10-K and relevant Form 10-Q filings. Also, Genader directly made false and misleading statements during a November 1, 2007 CNBC televised interview, a November 7, 2007 conference call, and a November 27, 2007 Friedman Billings conference.

22. Defendant Sean T. Leonard (“Leonard”) has served as Senior Vice President and Chief Financial Officer (“CFO”) of Ambac and Ambac Assurance since June 2005. Leonard is responsible for managing Ambac’s Investor and Rating Agency Relations, Fixed Income Investment Management and Financial Services businesses. In 2006, Leonard received \$1,301,558 in total compensation; this figure jumped to \$1,833,789 in 2007. Leonard signed Ambac’s Form 10-Ks, Form 10-Qs, and certain of

its Form 8-Ks issued during the Class Period. Also, Leonard directly made false and misleading statements during conference calls on April 25, 2007, July 25, 2007, October 24, 2007, November 7, 2007 and January 22, 2008 and during the November 27, 2007 Bank of America conference.

23. Defendant John W. Uhlein, III (“Uhleln”) has served as Executive Vice President of Ambac since December 2003. He is responsible for Ambac’s commercial and consumer asset-backed securities group, which included leasing and asset finance, conduits, structured energy, structured insurance, student loans, utilities and emerging markets. Throughout the Class Period, Uhlein was a member of Ambac’s Credit Risk Committee. In 2006, Uhlein received a payment of approximately \$2 million for his significant role in helping Ambac’s Structured Finance Group achieve a record year. Defendant Uhlein directly made false and misleading statements during a March 6, 2007 AIFA conference and a June 12, 2007 KBW Mortgage Finance conference.

24. Defendant David W. Wallis (“Wallis”) has served as Senior Managing Director and Head of Portfolio and Market Risk Management for Ambac and Ambac Assurance since July 2005. Wallis has been responsible for the monitoring of individual credit exposures and portfolio trends as well as remediation efforts of stressed credits. Throughout the Class Period, Wallis was a member of the Credit Risk Committee. Defendant Wallis directly made false and misleading statements during October 24, 2007, November 7, 2007 and January 22, 2008 conference calls and a November 27, 2007 Bank of America conference.

25. Defendants Genader, Leonard, Uhlein and Wallis are referred to herein collectively as the “Officer Defendants,” except that Genader is named from the

beginning of the Class Period through his resignation effective as of January 16, 2008. Ambac and the Officer Defendants are referred to as the “Exchange Act Defendants.”

26. As officers and directors of a publicly-held company whose shares are registered with the SEC pursuant to the Exchange Act, traded on the New York Stock Exchange, and governed by the federal securities laws, the Officer Defendants each had a duty to disseminate promptly accurate information with respect to Ambac’s business, operations, financial statements and internal controls, and to correct any previously-issued statements that had become materially misstated or untrue, so that the market price of Ambac’s publicly-traded securities would be based upon accurate information.

27. The false and misleading statements made in the Company’s published documents (including but not limited to its press releases and SEC filings) constitute “group published information,” which the Officer Defendants were responsible for creating. During their respective terms of employment at Ambac, the Officer Defendants, through their positions of control and authority, had direct involvement in the daily business of the Company and participated in the preparation and dissemination of Ambac’s “group published information.” Each of the Officer Defendants had the ability to prevent the issuance of the written statements at issue in this action, or to cause them to be corrected. Moreover, each of the Officer Defendants personally made public statements at analyst and investor conference calls and meetings on behalf of the Company.

IV. FACTUAL BACKGROUND RELEVANT TO EXCHANGE ACT CLAIMS

A. Ambac's History and Reputation for Superior Risk Control and Loss Avoidance

28. Prior to the Class Period, on March 21, 2006, Defendant Genader summed up the Company's business model as follows:

In this business, the one thing you really have to be excellent at is minimizing claims and risk management. We do that by only underwriting investment-grade transactions. We have very conservative risk limits.... Constantly looking at your portfolio, looking for the next risk area, is something that we meet on every month....

Our objectives, excel at risk underwriting. That's what is our passion. We look [at] credit risk, operational risk, reputational risk, legal risk, model risk, pinhole risk. That is what we do; that is what the passion of our company is all about, is *trying to find the minute detail* that can cause a transaction to go – not necessarily pay a claim, but to get downgraded. (Emphasis added.)

29. As alleged herein, the Exchange Act Defendants, abandoned this model in favor of short-term profits, thus jeopardizing Ambac's survival.

1. Ambac's Success in Insuring Credit Risk

30. Founded in 1971, Ambac was the first financial guarantor to insure the principal and interest of municipal bonds. Ambac became known as a "monoline" insurer because it provided one type of insurance – a guarantee to protect against credit risk, *i.e.*, the risk of default. For over thirty years, Ambac built a reputation as one of the leading financial guarantee insurers in the world, known for its coveted "AAA" investment grade credit rating and solid record of insuring the highest quality municipal bonds. Ambac was recognized for assessing risk to a "remote-loss" underwriting standard, meaning that Ambac paid on such a small amount of defaults that it was able to assume that any exposure that passed its rigorous investigation and credit analysis was not going to default. In fact, Ambac told investors in its 2006 Form 10-K that it only

insured exposures that it determined, after its underwriting process was complete, “are of investment grade quality with a remote risk of loss.”

31. Ambac’s success in the financial guarantee market was based on Ambac’s financial strength and its ability to cover all of its obligations should a default occur and payments be required. Ambac increased investor confidence by emphasizing the rigorous credit analysis it conducted for every exposure receiving Ambac’s coveted insurance.

2. Maintaining Its AAA Rating Was Essential To Ambac’s Success

32. Ambac’s principal business was selling the promise to cover the principal and interest owed if its insurance clients suffered defaults. The symbol of the credibility the market placed on Ambac’s promise was its top-notch rating from the main credit rating agencies. In 1979, Ambac received its first AAA credit rating from Standard & Poor’s (“S&P”). Moody’s Corporation followed suit in 1987 (awarding its equivalent Aaa rating), and Fitch Ratings awarded Ambac its AAA rating in 1994.

33. Through a financial guarantee insurance contract – known as a “wrap” in industry parlance – Ambac would enhance a bond’s or asset-backed security’s credit rating by “lending” its own top rating to the security. “Wrapped” bonds and asset backed securities are effectively converted to a AAA-rated investment, allowing an issuer of a bond or asset-backed security to save money by lowering the interest rate it has to pay to investors. In exchange, the issuer pays the guarantor a premium that is calculated as a portion of the “spread” between the amount of interest it would pay absent insurance and the lower amount it pays by virtue of the financial guarantee.

34. Because Ambac effectively sold its AAA credit rating to enhance the credit rating of bonds and asset-backed securities, the Company’s business model

depended entirely on maintaining its AAA rating. For example, a June 2005 Euromoney article entitled “The worm of doubt: credit-worthiness of monoline insurers,” stated: “[t]here is no AA+ for these guys, it’s AAA or nothing.” Ambac agreed, disclosing in the “Introduction” section of its 2006 Form 10-K, that Ambac’s “triple-A financial strength ratings . . . are an essential part of Ambac Assurance’s ability to provide credit enhancement and any reduction in these ratings could have a material adverse affect on Ambac Assurance’s ability to compete in the financial guarantee business.”

35. Rating agencies assign ratings to bond insurers based on proprietary models that measure, among other characteristics, the capital adequacy of financial guarantors under stress scenarios. In order to preserve its credit rating, Ambac was required to maintain capital levels at, or in excess of, each agency’s required amount, *i.e.*, a capital cushion. This process is meant to ensure that each monoline has an adequate level of capital to cover all potential liabilities. According to Moody’s September 2006 guide, “Moody’s Rating Methodology for the Financial Guaranty Insurance Industry:”

At the heart of Moody’s assessment of an insurer’s creditworthiness is an opinion about the company’s economic capital and its capital adequacy (e.g., solvency) or operational leverage. Economic capital is the cushion available to the insurer to absorb unfavorable deviations in losses and operating results. Capital adequacy measures a company’s operating leverage in terms of business volume generated and [its] risk[s] relative to the company’s capital. ***Capital adequacy is critically important for [an insurer] because insurance regulators require minimum capital levels or ratios in order for the company to continue to operate. Capital constraints can also negatively impact a company’s ability to grow its business and impact strategy.*** (Emphasis added.)

36. Ambac’s public disclosures about its loss reserves and its insured exposures were particularly important to the rating agencies and the investing community

in assessing capital adequacy, since the Company's capital cushion depended on losses on insurance obligations remaining consistent with rating agency and investor expectations.

37. Investors placed tremendous importance on the ability of Ambac to maintain its history of "remote loss" insurance. Ambac's total capital was only a fraction of its total amount of insured obligations, so any marked increase in losses would place the adequacy of Ambac's capital cushion, and ultimately its AAA rating, at risk. For example, according to Ambac's first quarter 2007 Operating Supplement, while Ambac's net financial guarantees in force were a total of \$819 billion as of March 31, 2007, its qualified statutory capital was only \$6.6 billion, and its total claims paying resources was only \$13.24 billion. This resulted in a capital ratio (based on qualified statutory capital) of 125:1, and a financial resources ratio (based on total claims paying resources) of 62:1. Since the failure of as little as 5% of Ambac's insured portfolio would be enough to wipe out Ambac's excess capital, the quality of the Company's underwriting and monitoring of its risk exposures was highly material to investors.

38. If Ambac began to suffer greater than expected losses, its capital cushion would promptly become impaired and its investment grade ratings lost. As Ambac disclosed in its Form 10-K for 2006, its "ability to compete with other Triple-A rated financial guarantors, and its results of operations and financial condition, would be materially adversely affected by any reduction in its ratings." Recognizing the importance of preserving Ambac's credit rating in order to maintain its business, even the rating agencies assumed that financial guarantors would avoid actions that placed their "AAA" financial strength ratings in jeopardy. For example, in July 2006, Moody's

reported that “because ratings are so important to the [monoline] industry’s value proposition, a highly-rated financial guarantor will likely take whatever actions are feasible to preserve its rating during times of stress.”

39. The importance to Ambac of preserving its credit rating and avoiding excessive risk at all costs came into tension with its efforts to increase its income. This tension became greater in recent years, as Ambac’s safe and stable municipal bond insurance business became a diminishing source of growth. According to Moody’s, “they’ve taken the muni market about as far as it can go. When you have penetration like that, it’s hard to do more business and maintain reasonable premium notes.”

40. In addition, Ambac learned, in 2006, that its municipal bond insurance business faced a fundamental risk. The Moody’s rating agency privately informed Ambac that it would cease its undisclosed practice of assigning lower ratings to municipalities and government entities in order to force them to purchase bond insurance they did not need. On July 30, 2008, the State of Connecticut filed a lawsuit against the rating agencies, alleging that they had awarded lower ratings to municipal issuers than they gave to higher risk corporate issuers, in order to create fee revenues for the rating agencies and the bond insurers (including Ambac), who were privy to and beneficiaries of this scheme. The Connecticut complaint and accompanying press release quotes an Ambac executive who responded to Moody’s early 2006 proposal by writing: “[t]his looks pretty serious to me. . . . This is cutting at the heart of our industry....[W]hile we in the industry might agree with the default/loss conclusion (this is in part the basis of our success and ability to leverage as high as we are), to lay it out there like this could be very detrimental.”

41. As further explained in Connecticut's July 30, 2008 complaint, Ambac senior executives were temporarily successful in avoiding this proposed rating agency correction. But it was a matter of time until Ambac's safest and surest revenues streams would slow down if not stop altogether. Thus, the Exchange Act Defendants had a further undisclosed motive to assume increased risk in Ambac's structured finance operations, and then hide the consequences of their risk-taking once their RMBS bets went bad.

42. As a result of the events described herein, Ambac became the first major bond insurer to lose its AAA rating when Fitch downgraded Ambac to AA on January 18, 2008, two days after Ambac shocked investors by disclosing a \$5.4 billion write-down on derivative exposure to CDOs backed in part by RMBS, including over \$1 billion in impairment charges, and \$143 million in loss reserves on direct RMBS exposures. In the following months, both S&P (on June 5, 2008) and Moody's (on June 19, 2008) downgraded Ambac. Ambac is no longer a AAA-rated company and, as a result, its ability to continue operating has been placed in jeopardy. Ambac's financial guarantee underwritings have declined to the point where Ambac is seeking to resurrect a dormant subsidiary to underwrite new financial guarantee business, in the hopes that its subsidiary's rating will be unaffected by Ambac Assurance's financial stress.

3. Overview of the Growth in the RMBS and CDO Markets

43. At their core, the RMBS and CDO securities that lie at the heart of this case are pools of assets whose cumulative cash flows are distributed in a structured manner to investors. Both RMBS and CDOs backed in significant part by RMBS are ultimately dependant on the cash flows expected from their underlying pools of mortgage

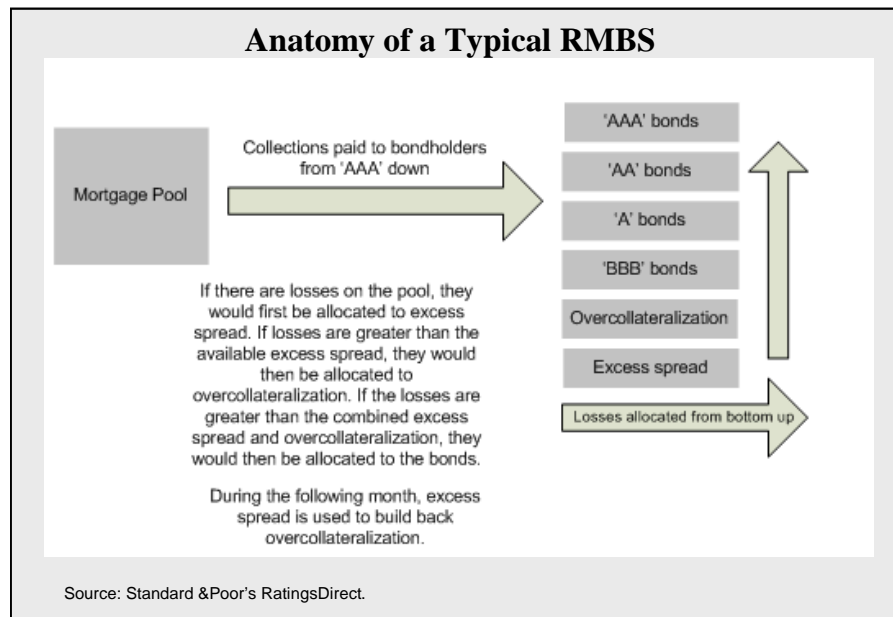
assets. An RMBS receives its cash inflows directly from thousands of residential mortgages. A CDO is at least one step further removed, since its cash inflows come from asset backed securities (including RMBS), or it may be multiple steps removed when its cash comes from other CDOs that are themselves funded by asset backed securities.

44. The basic purpose of an RMBS or CDO is to pass the risk of default of the underlying collateral (i.e., mortgages) to another party who bears that risk in exchange for leveraged investments that involve varying degrees of risk. In this market, banks and other financial institutions compiled mortgages into RMBS, either purchasing the mortgages from mortgage lenders or originating them directly. RMBS were then often sold to institutions that oversaw the creation and issuance of hundreds of billions of dollars in CDOs. Ambac became the ultimate holder of the risk for billions of dollars of mortgages underlying the instruments by issuing default protection through direct insurance for RMBS or derivative credit default swaps for CDOs.

a. Overview of Residential Mortgage Backed Securities

45. According to the SEC's July 2008 Summary Report of Issues Identified in the Commission Staff's Examinations of Select Credit Rating Agencies (the "SEC Rating Agency Report"), an RMBS is an asset backed security ("ABS") that is collateralized by a pool of residential mortgages. To create an RMBS, an arranger, generally an investment bank or mortgage originator, packages thousands of mortgage loans into a pool. The arranger then sells the pool of mortgages to a trust, and the trust becomes entitled to the thousands of monthly interest and principal payments that homeowners make on the pool of mortgages. In order to pay the arranger for these mortgages, the trust issues and sells securities collateralized by the pool of mortgages. The trust uses

that income from the pool of mortgages to make monthly interest and principal payments to the purchasers of the securities it has issued. The chart below depicts the composition of a typical RMBS:



46. The securities that the trust issues to fund its initial purchase of assets can be subdivided into different classes, known as “tranches.” The arranger uses certain techniques to structure these tranches in ways that expose them to more – or less – risk.

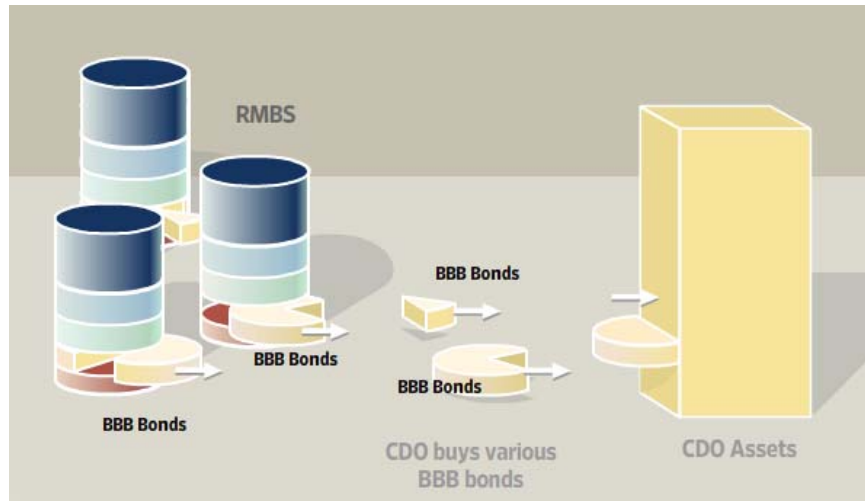
47. The primary technique is called “subordination.” Subordination creates an order of loss absorption among the different tranches, and requires the lower-rated tranche to first absorb any shortfall that the trust experiences because the underlying mortgages are failing to perform. These tranches offer a sliding scale of interest payments depending on their position in the subordination hierarchy. Lower subordination means greater risk and higher interest payments. If the trust experiences a capital shortfall due to the failure of its assets, the lowest-rated tranche must absorb that loss until the tranche is rendered worthless. Once the lowest-rated tranche becomes

worthless, the next lowest-rated tranche must take any remaining loss, and so on up through the hierarchy of tranches.

b. Overview of Collateralized Debt Obligations

48. According to the SEC Rating Agency Report, a CDO is a fixed-income investment vehicle that is structured in similar fashion to an RMBS, except that instead of pooling mortgages, the CDO pools a variety of complex derivative securities as its underlying collateral. Typically, a sponsor, such as an investment bank, creates a trust to hold the CDO's assets and issue its securities. To generate the income necessary for the trust to purchase assets, the trust issues and sells debt securities to investors. These securities are structured, through subordination, into different tranches, each carrying a different rating and interest rate.

49. Once the CDO has sold its securities, the CDO uses that money to purchase a variety of complex securities, including tranches of RMBS, other CDOs and other ABS. Those assets generate revenue for the trust in the form of fixed interest and principal payments, which the trust then uses to make fixed interest and principal payments to the purchasers of the trust's own securities. The chart below depicts the structure of such a CDO issuer in its most basic form:



50. As the above diagram illustrates, the CDO structuring process allowed lower rated tranches of RMBS to be compiled into pools whose cash flows would be restructured so that other CDO tranches were labeled as investment grade. A core assumption in this restructuring is that the correlation between similarly rated RMBS tranches would be limited. In other words, if all or most of the similarly rated RMBS tranches supporting a CDO suffered defaults at the same time, the protective benefits of subordination may prove illusory.

51. In its public disclosures during the Class Period, Ambac distinguished between “High Grade” and “Mezzanine” CDOs. High-Grade CDOs were comprised of underlying collateral that was generally rated “A” or better by one or more rating agency at the CDO’s inception. “Mezzanine” CDOs were comprised of underlying collateral that was primarily rated “BBB” at inception. Both types of CDOS included substantial percentages of subprime, mid-prime and second lien RMBS collateral.

52. In addition to CDOs as described above, Ambac also began offering credit default swap derivative protection for what is known as a CDO-squared. A CDO-squared is a type of CDO where the underlying portfolio of assets consists primarily of tranches

in other CDOs. However, most of Ambac's CDO exposures included some tranches of other CDOs.

53. As the CDO market evolved, and the fee revenues to investment banks grew dramatically, the banks sought to structure larger deals. However, because there was only a limited amount of RMBS or similar ABS to serve as the CDO's underlying assets, investment banks created a synthetic vehicle. CDOs structured solely with asset-backed securities are called "cash CDOs". Virtually all of the CDOs insured by Ambac during the Class Period, however, included as assets of the CDO, in addition to RMBS or CDOs, derivative or "synthetic securities." These synthetic securities were in the form of credit default swaps which were, in effect, insurance contracts between the financing bank and the CDO that is linked to the performance of the ABS collateral already included in the CDO.

54. Insuring a synthetic CDO magnifies the risk of underperformance of underlying RMBS. This is because payment to the CDO depends on cash flow from the actual RMBS or other ABS, as well as cash flows from complex derivatives whose value depends on the performance of the same underlying collateral. Thus, investments in synthetic CDO instruments actually lowered Ambac's diversification by, in effect, "doubling down" (or worse) on the same underlying securities. Most of the CDOs Ambac was exposed to during the Class Period were synthetic CDOs, thus severely amplifying its risk of taking material mark-to-market adjustments and loss impairment charges if the collateral underperformed.

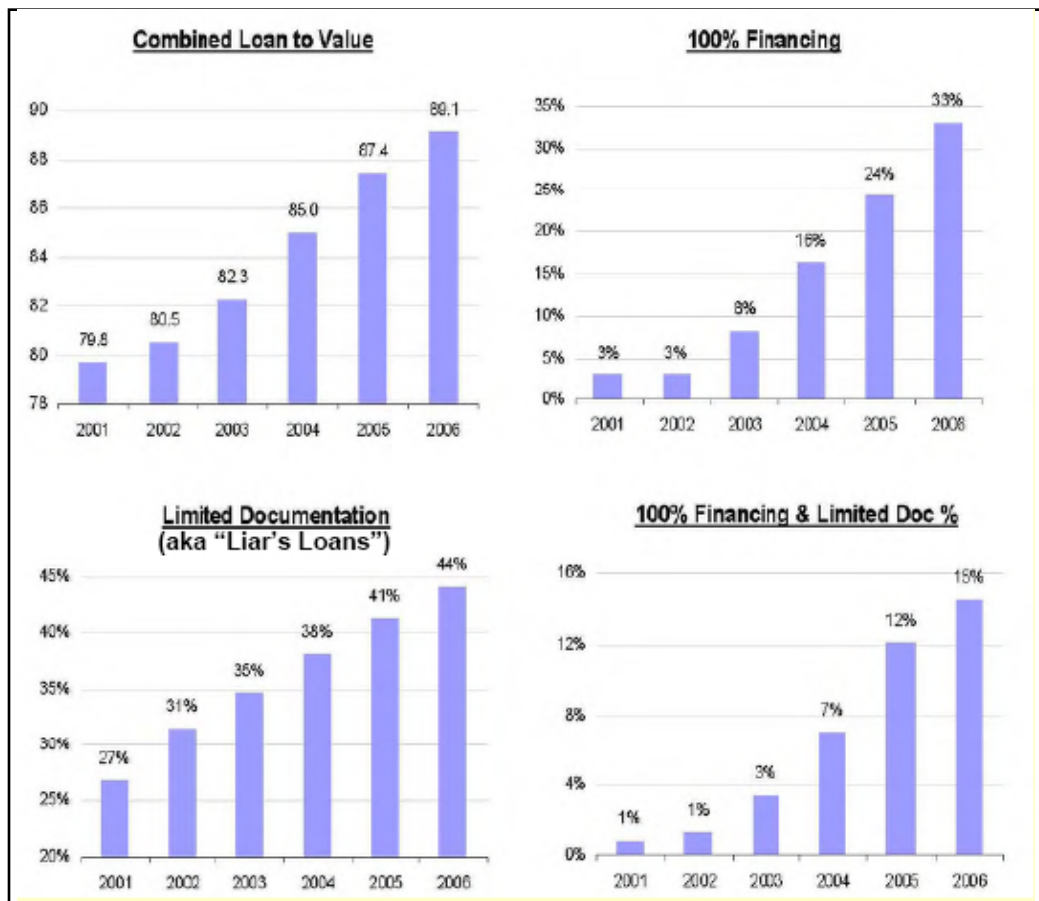
B. In Response to Endless Investment Bank Demand for RMBS Collateral, Mortgage Lenders Abandoned Underwriting Standards

55. The current crisis in the U.S. residential mortgage market is rooted in the massive volume of mortgage loans given to extremely high credit risk consumers in recent years. The magnitude of this crisis is due in large part to the bundling of those loans by Wall Street investment banks into the RMBS and CDO securities described above.

56. During the early and mid-2000s, the housing market bubble inflated. As interest rates for mortgages declined, more individuals were afforded access to residential mortgages, spurring a rapid increase in the residential mortgage industry. The resulting demand for homes amid these lower interest rates fueled a rise in home prices, which then fueled a building boom in new homes.

57. As the RMBS market grew by leaps and bounds—and indeed *because* the market grew so fast—mortgage lending standards plummeted. Lenders engaged in aggressive lending practices in order to reach the maximum number of potential homebuyers. Many mortgage lenders cast aside responsible underwriting criteria and originated massive volumes of loans that were much more likely to default. Lenders were willing to make these riskier loans because mortgage purchasers in the secondary markets – primarily investment banks – were clamoring to buy mortgages for securitization into RMBS, relieving the lender of the balance sheet risk associated with holding a weak or poorly underwritten loan.

58. The below graph reflects the severe deterioration in lending standards between 2001 and 2006, as evidenced by a steep and rapid increase in loans carrying high risk profiles:³



Source: T2 Partners Presentation: Why We Are Still in the Early Innings of the Bursting of the Housing and Credit Bubbles – And How to Profit From It (June 6, 2008), p. 6.

³ “Combined Loan to Value” is the percentage that the first and second mortgages make up of the property value. For instance, if a home costs \$200,000 and two mortgages are taken out, one for \$150,000 and another for \$30,000, the combined loan to value is 90%. “100% Financing” denotes that the two loans in the prior example equal \$200,000, and that the homebuyer has spent none of his own capital. A “limited documentation” loan,” or “Liar’s Loan,” denotes that the applicant has not fully documented his or her income and assets.

59. These low-grade loans were basic assets in the RMBS and CDOs that Ambac insured. By insuring instruments backed by underperforming loans, Ambac dramatically increased its risk of incurring crippling losses, a fact unknown to the investing community until the Company was forced to take billions of dollars in mark-to-market losses and loss reserves.

C. Ambac's Role in the RMBS and CDO Markets

60. Ambac played a key role in the explosion of the RMBS and CDO of RMBS market, while generating substantial profits and propping up its earnings to maintain its AAA-rating and high stock price. Ambac provided direct insurance for RMBS and protection for CDOs through CDS. Both the insurance and CDS protections meant that Ambac would provide interest and principal in case of default of the underlying assets.

61. In the case of an RMBS, Ambac provided protection against default of the underlying mortgages in the asset pool. RMBS insurance contracts were entered into between Ambac and the issuing trust of the RMBS, not the investors in the RMBS.

62. Ambac also insured growing amounts of second-lien RMBS. A HELOC, or home equity line of credit, is a second mortgage loan drawn against the equity in a home (*i.e.*, drawn against the difference between the value of the remaining first mortgage and the present market value of the home). Unlike a HELOC, in which the borrower can decide to borrow, pay down principal and then borrow again up to the maximum amount of the loan, a closed-end second ("CES") loan is also drawn against the value of the home in excess of any first-lien loan, but the borrower draws the entire amount upon loan issuance and cannot re-borrow after paying down principal.

63. Payment on second-lien loans (HELOCs and CES) is directly related to the borrower's ability to pay the underlying first mortgage. And because second-liens comprise the last to be repaid, as housing prices decrease, the losses incurred on second-liens are far more severe than on first-liens. As a result, in a deteriorating market, the risk of defaults and delinquencies in HELOC and CES deals was significantly higher.

Ambac's portfolios of RMBS composed of HELOCs and CES mortgages faced the increasing likelihood of losses at a time of decreasing home sales and stagnant or declining home prices.

64. With respect to CDOs, Ambac did not enter into traditional insurance contracts but, instead, entered into credit default swaps.. Ambac generally issued its CDS to investors purchasing the debt of the CDO, usually an investment bank. Pursuant to the CDS, the investment banks would pay Ambac a premium for its guarantee that the principle and interest payments due to the investment bank as a senior debt holder of the CDO would be paid.

65. Notably, when Ambac wrote traditional insurance, it had to allocate approximately 3% of the amount insured to support its capital cushion for regulatory and rating agency purposes. However, when Ambac wrote credit default swaps against CDOs, the amount of capital it had to allocate to the transaction was lower, even if the size of the deals and premiums paid to Ambac were the same. Writing credit default swaps, therefore, could be more profitable to Ambac than traditional insurance.

66. Ambac's portfolio of CDOs of RMBS increased exponentially in recent years. Based on a CDO exposure chart that Ambac provided in the first quarter of 2008, the Company's net exposure to CDOs with greater than 25% RMBS as the underlying collateral increased from \$900 million in 2004 to approximately \$29 billion as of December 31, 2007. In percentage terms, CDOs with over 25% RMBS collateral represented just 5.8% of its total domestic CDO exposure in 2004, and rose to 57.5% of the portfolio by the first quarter of 2008.

V. DEFENDANTS' FRAUDULENT SCHEME

67. Under the leadership of Defendant Genader, Ambac's focus turned to the generation of greater profits in lieu of risk management and loss avoidance. In 2005, Genader made this focus known. According to Confidential Witness ("CW") 1, a former underwriter and quantitative analyst at Ambac between 1997 and 2005, at a company-wide meeting in 2005, Genader announced that Ambac's goal would be to achieve \$1 billion a year in net income in the near future. Genader aggressively pushed all units of the Company to focus on increasing gross premium income, but resisted the increased staffing and other expense needed to ensure adequate underwriting and risk monitoring capabilities for complex insurance products.

68. Defendant Genader profited handsomely from his insistence that Ambac assume greater risk. His compensation was linked closely to Ambac's reported returns on equity. Including salary, bonus and stock and option awards, Genader earned \$5,873,674 in 2005 and \$11,235,531 in 2006.

69. As alleged herein, Ambac's abandonment of its conservative underwriting and surveillance practices was directly tied to Genader's emphasis on profits and revenues. During this time, Ambac became more reliant on revenues from structured finance, *i.e.*, the direct and derivative guarantees of RMBS and CDOs tied to RMBS.

70. The significance of structured finance to Ambac's growth and profitability was acknowledged by Ambac's own officers. During the March 6, 2007 conference, Defendant Uhlein noted that:

Just take a look here at the diversification of our portfolio, and how it has changed over the last ten years. In less than ten years, our public finance exposures [sic] has gone from 85% of the book to 35%. This is not due to a lack of interest in public finance, but due to the strong growth in

structured finance and international. In a period of less than ten years, our insured portfolio has tripled to \$519 billion.

71. It was this drive for revenue and expansion into deriving more profits from RMBS and CDOs backed by RMBS that was eventually the cause of material increases in mark-to-market write-downs and loss reserves that erased over 5 years of Ambac's profits.

A. Ambac Secretly Loosened Its Own Underwriting Standards In Order to Drive Short-Term Profits Without Regard to Long-Term Risks

72. The Exchange Act Defendants were aware of the steep decline in the housing market by the beginning of the Class Period. As explained below, they abandoned Ambac's historical underwriting standards in order to insure riskier and riskier RMBS-related instruments. Nevertheless, the Exchange Act Defendants consistently represented that Ambac's superior underwriting allowed it to select higher quality mortgage-linked collateral and that its monitoring of the performance of that collateral ensured that surprise losses would not happen.

73. These assurances were particularly important because Ambac's RMBS and CDOs were opaque instruments, and investors had little insight into the actual performance of the underlying collateral. For CDOs in particular, investors did not even know the identities of the CDOs that Ambac guaranteed, or the actual collateral supporting those CDOs, until near the end of the Class Period. Instead, investors and market analysts were left to rely on the positive representations by the Exchange Act Defendants.

74. As noted above, before the Class Period, Defendant Genader set earnings goals that resulted in Ambac taking on greater risk, including the riskier RMBS and CDO

exposures described below. According to CW 1, during a company-wide meeting in 2005, Defendant Genader announced the goal of achieving net income of \$1 billion a year. The Company had reported \$724 million in earnings for 2004.

75. While Genader pushed all units of the Company to drive gross premium income, the Company “didn’t want to increase the company’s infrastructure to achieve it,” according to CW 1, “[t]he goal forced Ambac to take on high-premium, high-risk transactions. To meet that kind of target, you have to shoot for white elephants.” Those “white elephants” came in the form of riskier RMBS and CDOs. Ambac’s unwillingness to invest in greater infrastructure to accompany its growth was confirmed by CW 2, a former Assistant Vice President from March 2002 through August 2006, who worked in Ambac’s financial control group. CW 2 explained that the surveillance department was not responsive and “a lot of times short-staffed” and that “[t]here was a lot of shuffling of people in the department. A lot of people left. . . . They were always hiring and re-hiring.” In sum, explained CW 2, Ambac’s surveillance department “was in disarray” in 2006.

76. As Ambac’s focus shifted from risk management to revenue and income maximization, the home mortgage market was showing troubling signs. The Exchange Act Defendants witnessed firsthand the weakness of the underwriting standards being employed by the mortgage originators, and the resulting poor quality of the loans being issued and included as collateral in RMBS and, ultimately, CDOs. According to Ambac’s own disclosures, Ambac’s underwriting often “*entails on-site due diligence covering the parties to the transaction, such as the issuer, originator, servicer or manager.*” (See, e.g., Ambac 2006 Form 10-K.)

77. According to CW 3, a former underwriter in Ambac's RMBS group from October 2001 to February 2007, during Ambac's routine due diligence visits to mortgage originators, Ambac learned in 2005 and early 2006 that the underwriting standards of the mortgage originators were being systematically lowered in order to maintain profits in the face of a slumping market. Ambac continued to witness the deterioration of the underwriting standards at the mortgage originators throughout the Class Period. Instead of requiring heightened protections and demanding solid underlying collateral for RMBS-related deals it insured, Ambac lowered its own underwriting standards, while at the same time assuring the investing community that its RMBS-related portfolio was better than the market due to its stringent underwriting and surveillance policies.

78. Ambac's historical underwriting standards prevented the RMBS sales team from guaranteeing many of the RMBS deals being offered to Ambac in 2006. Ambac's prior commitment to investor and capital protection, however, conflicted with the push to generate short term revenues sufficient to reach Defendant Genader's goal of reporting \$1 billion of net income.

79. Accordingly, the Exchange Act Defendants chose to accept and embrace the deterioration of the originator's lending standards, changing Ambac's own underwriting standards so that the Company could insure more and more of these poorly vetted loans. This material change in underwriting standards was also undisclosed.

80. The first shift towards accepting greater risk came through lowered demands for overcollateralization when HELOC deals were wrapped. For example, according to CW 3, prior to 2006, Ambac would wrap HELOC RMBS deals only if, within a 12 month time frame, the model predicted that the RMBS would be

overcollateralized by 3.5%, meaning that it had a 3.5% cash cushion above anticipated cash outflows, including defaults. This overcollateralization would be obtained through pre-payment of the HELOC loans in the first 12 months. This 3.5% of overcollateralization served as a credit enhancement, or protection from loss, for Ambac, since there would be an additional 3.5% of collateral to offset any losses in the HELOC RMBS.

81. However, according to CW 3, by the beginning of 2006, Ambac did not require that a HELOC product include as much overcollateralization. By this time, as long as the model predicted that the RMBS would include overcollateralization of only 0.5%, Ambac would approve the deal. This reduction was highly material and substantially lowered the credit enhancement protection Ambac required in its HELOC deals, thereby significantly increasing the Company's risk exposure to these deals. Ambac did so in order to wrap more and more of these deals so it could generate increasing revenue and achieve Genader's \$1 billion goal.

82. During this same time period, Ambac began to insure RMBS backed by loans that were structurally riskier than it had in the past, particularly closed-end second lien products (as described in ¶322). Prior to 2006, the RMBS that Ambac insured were backed by mortgages from borrowers who had owned their homes for years, so they had a history of payment on their first liens and owned equity in their homes. After 2006, however, Ambac agreed to insure increasing amounts of RMBS backed by CES mortgages issued to home purchasers who applied for a second lien *to cover the initial downpayment on their homes*, otherwise known as piggy-back loans. In other words, these home purchasers either did not have enough capital or were not willing to pay their

own capital to meet the down-payment requirements of the first lien loans. Moreover, Ambac was aware that these CES loans were being originated under substandard underwriting standards. (See ¶¶55-59; 76-79) According to CW 3, the change in the underlying CES loans increased the risk level of Ambac's CES products.

83. Moreover, in June 2006, Ambac affirmatively and secretly changed the risk profile of its RMBS portfolio by altering its underwriting model so it could approve deals that would not be approved under the prior model.

84. CW 3 explained that the direct RMBS underwriting group saw many lucrative HELOC deals go to financial guarantor competitors because Ambac rejected these deals as being too risky. According to CW 3, in June 2006, Pat McCarthy, First Vice President in the Consumer Asset-Backed Securities Group, wrote a memo proposing a drastic change in the HELOC underwriting standards that was submitted to the Credit Risk Committee. The new standards were reviewed and were explicitly approved by all members of the Credit Risk Committee, including Defendants Genader, Uhlein and Wallis.

85. According to CW 3, the new model created by Ambac's underwriting department and approved by members of the Credit Risk Committee was designed so that riskier, lower-quality RMBS would be approved. Ambac's historical underwriting model attempted to determine the future performance of a particular RMBS through a detailed review of the characteristics of each underlying HELOC loan contained within the mortgage pool providing cash flows to the RMBS. Ambac would apply tested assumptions on a loan-by-loan basis to predict performance and assess risk. The lower quality of mortgages being originated would be identified by this pool-specific approach.

86. In contrast to the Company's historical model, Ambac's post-June 2006 RMBS underwriting model, implemented by the start of the Class Period, did not look at *any* of the actual loans in the mortgage pool collateralizing the RMBS. Instead, the new model looked only at the historical cumulative default rates of the loan originators. For instance, if a pool of underlying loans was originated by Countrywide Financial Corp. ("Countrywide"), Ambac would run its model against Countrywide's historical cumulative default rate on the type of loans being securitized, but would not look at the actual underlying loans in the pool, to determine the future performance of the RMBS.

87. This new model's reliance on historical rates of default by originator was highly problematic. The historical default rates of loan originators could not predict the future performance of loans issued in and after mid-2006. According to CW 3, by mid-2006, Ambac knew that the originators had materially lowered their underwriting standards across the board. CW 3 stated that the new underwriting model resulted in Ambac approving high risk RMBS transactions, which would have been rejected under the prior model. Ambac never disclosed to the public that it materially changed its underwriting methodology.

88. Further, according to CW 3, in October 2006, four months after Ambac adopted the weaker RMBS underwriting model, Defendant Uhlein received a memorandum from Iain Bruce, head of the Consumer Asset-Backed Securities group, who was greatly concerned about Ambac's decision to abandon their strict underwriting guidelines and insure CDOs containing even riskier RMBS as the underlying collateral.

89. According to CW 3, who saw this memorandum on a computer screen around the time it was sent, Bruce wrote "*Why are we willing to insure stuff in the*

secondary market [i.e., the CDO market] *that we would not touch with a ten foot pole in the primary market* [i.e., the RMBS market]?” In other words, the RMBS collateral supporting the CDOs that Ambac guaranteed by writing credit default swaps was of such poor quality that the same RMBS could not be approved to be directly insured by Ambac.

90. Other internal managers expressed concern over the quality of the RMBS contained within the insured CDOs. Jeff Nabi was a Managing Director in Ambac’s Consumer Asset-Backed Securities Group. According to CW 4, a former First Vice President who worked in Ambac’s Consumer Asset-Backed Securities Group from July 2002 to April 2007, Nabi expressed concerns about Ambac’s CDO exposure, complaining within Ambac that the Company’s Credit Risk Committee “didn’t look at and evaluate CDO exposure with the same scrutiny” as was applied to other exposures, and that the CDO deals did not face the “same degree” of stress-testing as other transactions.

91. One reason for Ambac’s acceptance of mortgage collateral in CDOs that would not even pass Ambac’s lowered RMBS underwriting standards was that in late 2006 and early 2007, Ambac’s CDO team was “churning out deals” for which the underwriters did not “really dig down all that deeply,” according to CW 5, a former Vice President of Ambac between January 2005 and July 2007. Instead of conducting deep and detailed underwriting, the process evolved to “relying on counterparties,” meaning the investment bankers who originated CDOs. When asked if Ambac’s CDO underwriters were conducting an in-depth analysis of the collateral supporting CDOs, CW 5 answered, “Were they doing that on every deal? I would say no.”

92. Notwithstanding what Ambac's senior management was seeing and saying in private, in public they assured investors that the Company remained "very cautious" about the securities it was insuring. For example, during Ambac's October 25, 2006 conference call, CFO Sean Leonard preached Ambac's disciplined approach, stating:

... I would say, as a general matter, *we're very selective in that sector*, one, for the obvious risk that's out in the marketplace, and two, the ability to get properly compensated for that. I would also say, as a matter, that our CDO portfolio, when we look at structured credit with MBS, *we're also very cautious about mezzanine-type securities that come out of mortgage-backed securitizations. So, we are taking a cautious position for underwriting reasons*, but also the availability of profitable transactions is not as great as it has been in the past. (Emphasis added.)

93. Leonard's assurances were important to investors and analysts, who relied on Ambac's underwriting discipline as the key to avoiding losses. In discussing Ambac's need to balance the drive for revenues against avoiding unreasonable risk, Morgan Stanley's Ken Zerbe wrote in December 14, 2006 that "*we highly doubt management would lower its underwriting standards just to post top line growth*", particularly given the years it has taken them to build their profitable franchise."

94. The Exchange Act Defendants' false and misleading statements about how Ambac maintained its superior underwriting continued through the Class Period. In Ambac's 2006 Annual Report, Defendant Genader wrote a letter telling investors they should "[r]est assured that we will continue to be disciplined and rigorous in our scrutiny of" mortgage-linked exposures. At a June 12, 2007 KBW Mortgage Finance Conference, Defendant Uhlein answered questions about how RMBS weakness could affect Ambac. He discussed the newest CDO-related credit default swaps that Ambac issued in early 2007 and told investors "we've been pretty conservative and so we are very comfortable with our current book of business, even in this environment."

95. Investors became more sensitive to RMBS and CDO risks over the summer, including after the July 23, 2007 disclosures by Countrywide, once the country's biggest mortgage originator, of significant losses in its mortgage portfolio. Countrywide was a major servicer and originator of Ambac's RMBS exposures. In Ambac's July 25, 2007 earnings release, Defendant Genader highlighted the Company's "rigorous and proven approach" to selecting and monitoring its exposures. During that day's analyst conference call, Defendant Leonard insisted that Ambac had been "conservative" in its underwriting, stating that Ambac has "been cautious and selective" in guaranteeing the repayment of CDOs backed by RMBS and that "Ambac remains diligent in [the] structuring of transactions."

96. As explained above, these statements were false and misleading because, in fact, Ambac knew that the quality of the mortgages supporting its RMBS and CDO exposures had deteriorated because of lowered underwriting standards of mortgage originators, and that Ambac's own underwriting standards had weakened so it could approve revenue-generating deals that would once have been considered too risky.

B. The Exchange Act Defendants Misrepresented Ambac's Surveillance Of Its RMBS and CDO Portfolios

97. Ambac also misrepresented its surveillance process during the Class Period. Throughout the Class Period, the Exchange Act Defendants repeatedly assured investors that Ambac was carefully monitoring the performance of its portfolio. Such monitoring was critical to investors because sudden losses or collateral deterioration would undermine Ambac's capital cushion, as well as its credibility.

98. The following was Ambac's description, in its 2006 Form 10-K, of its structured finance surveillance practices, including the central role that senior management played in overseeing and executing the surveillance process:

Surveillance and Remediation:

The Surveillance Group is responsible for monitoring outstanding financial guarantee exposures, including credit derivatives. The group's monitoring activities are designed to detect deterioration in credit quality or changes in the economic, regulatory or political environment which could adversely impact the portfolio. Active surveillance enables Ambac Assurance's Surveillance Group to track single credit migration and industry credit trends....

... The focus of the surveillance review is to assess performance, identify credit trends and recommend appropriate classifications, ratings and review periods.... Those credits that are either in default or have developed problems that eventually may lead to a claim or loss are tracked closely by the appropriate surveillance team and reported to management and Ambac's Board of Directors by preparation of an adversely classified credit listing. Relevant information, along with the plan for corrective actions and a reassessment of the credit's rating and credit classification, is reviewed with senior management in regular adversely classified credit meetings....

99. The Credit Risk Committee responsible for approving RMBS-related deals included the Company's senior management. According to CW 4, the Credit Risk Committee members included Genader, the Company's CEO, Wallis, the Chief Credit Officer, along with the Chief Risk Officer and the heads of relevant business groups. Defendant John Uhlein, Ambac's Executive Vice President and head of its U.S. Structured Finance Department, was the representative Credit Risk Committee member for the structured finance group.

100. The Exchange Act Defendants' false assurances about their ongoing and in-depth monitoring of Ambac's RMBS-related exposures continued through the Class Period. During a March 6, 2007 conference, Defendant Uhlein insisted that Ambac (1)

has “maintained the same conservative standards over the years,” and (2) carefully analyzes “monthly, quarterly reports on all the transactions that we guarantee.” Defendant Uhlein also highlighted that while Ambac’s business mix may have changed, its corporate focus had not: “Our core corporate objective has been very consistent year-to-year, we will continue to strive to excel in all aspects of risk underwriting, structuring, and surveillance.”

101. During Ambac’s conference call on July 25, 2007, Tom Gandolfo, Senior Managing Director of Ambac and Ambac Assurance and head of Ambac’s Global Structured Credit, Derivative Products, Fixed Income Investment Management and Risk Transfer groups, in explaining how Ambac evaluated and reviewed its CDO products, stated that “[w]e believe our credit-risk analysis goes far beyond that which a typical CDO investor would perform.” He also assured investors: “***We do a detailed review and re-rating of all the underlying RMBS collateral in the deal.***” (Emphasis added.)

102. In reality, if Ambac conducted the “active surveillance” it described to assess loan performance and detect collateral deterioration, then the Exchange Act Defendants affirmatively knew the delinquency rates and default rates of the underlying loans in the residential mortgage instruments Ambac insured were increasing throughout the Class Period, as set forth in ¶¶111-133. A review of the “monthly, quarterly reports on all the transactions that [Ambac] guarantee[s]” would readily have alerted the Exchange Act Defendants of this fact. However, the Exchange Act Defendants never disclosed to the investing public that Ambac’s residential mortgage portfolio was experiencing increased defaults and delinquencies in line with the mortgage market at large.

103. If the Exchange Act Defendants did not know about the poor performance and collateral deterioration set forth at ¶¶111-133, that was because, in fact, they did not conduct the surveillance of Ambac's RMBS exposures that they claimed. In fact, CW 5 stated that the CDO surveillance group relied heavily on the published ratings by the credit rating agencies in determining whether to actually review the RMBS collateral supporting Ambac's CDO exposures.

104. This heavy reliance on the ratings agencies was in direct contradiction to Ambac's assurances that it was actively monitoring the performance of its CDOs. During the October 24, 2007 conference call, Defendant Leonard highlighted that "*As always, we will continue to actively monitor these transactions, closely analyzing collateral performance and then consider structural protections available to us.*" (Emphasis added.) Indeed, as late as December 27, 2007, Ambac maintained that it did *not* rely on ratings of rating agencies. In a SEC filing that day, Ambac asserted:

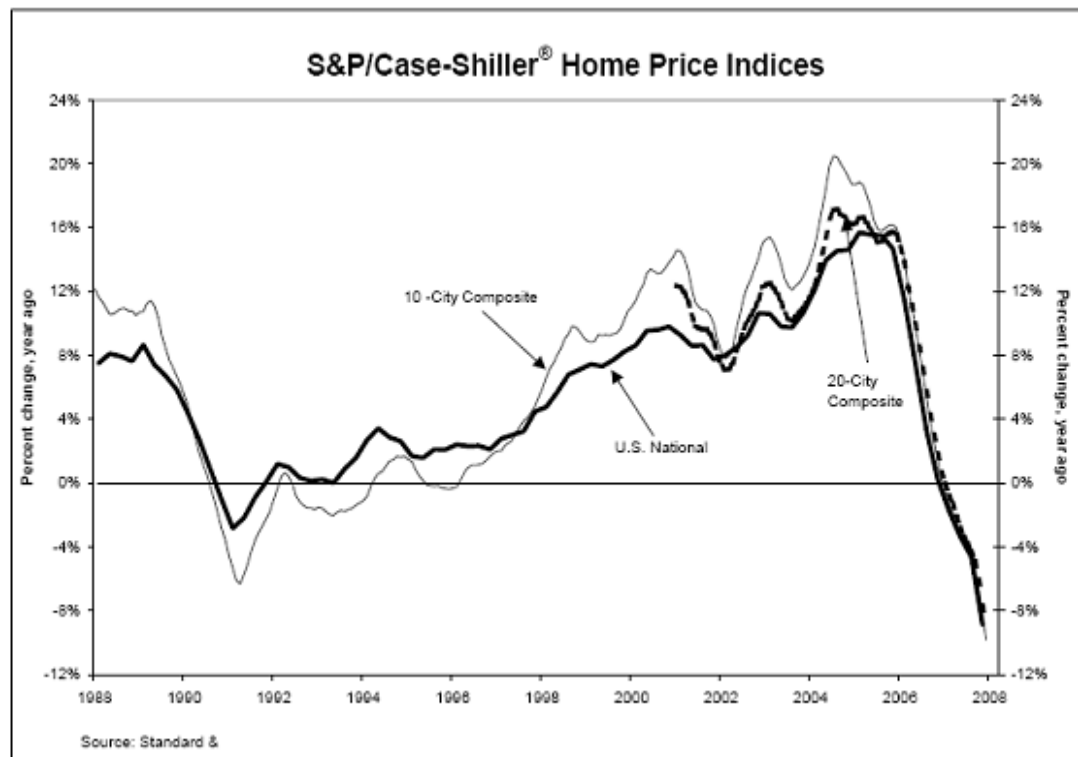
Ambac does not rely on the agencies in either approving transactions or assigning internal ratings to the deals it approves. *We conduct our own independent analysis of each transaction and the transaction is reviewed by one of our respective Senior Credit Committees pursuant to our credit process and policies.* The Committee also evaluates the recommended rating for the transaction at that time. Closed transactions are analyzed by our Portfolio Risk Management Group; and our original internal ratings are confirmed or revised, as appropriate. (Emphasis added.)

105. Had Ambac's prior representations been true, Ambac, in independently analyzing the performance of the underlying assets, would have known that (a) by the beginning of the Class Period, there was a negative trend indicating rising delinquencies and default rates in the underlying collateral in the RMBS-related instruments that Ambac insured that should have been disclosed to investors, together with its 2006 lowering of its underwriting standards; (b) the cost of the credit default swaps that Ambac

issued for CDOs backed by RMBS were increasing in value, and Ambac's liabilities through these swaps should have been marked-to-market in significant amounts as early as February 2007; and (c) the RMBS-related instruments that Ambac insured were materially impaired much earlier than January 2008.

C. By Late 2006, Housing Markets Were in Decline, Raising the Risk of Losses in Ambac's RMBS-Related Exposures

106. By late 2006, the signs of a housing downturn were prevalent – housing sales were on the decline, interest rates increased, and default and delinquency rates were starting to spike. As illustrated in the following chart, U.S. housing prices began a precipitous collapse in early 2006 (which continues today):



107. Near the end of 2006, as home price appreciation was materially declining, the quality of mortgage loans that were securitized was also steadily declining.

Starting in 2005 and extending into 2007, the quality of mortgage loans that were pooled together into RMBS-related deals deteriorated with each successive quarter. As described above, Ambac was aware of this deterioration in mortgage originators' underwriting standards based on its quarterly review and due diligence of mortgage originators.

108. In an S&P report for the third quarter of 2006, S&P noted that issuers claimed to be tightening their underwriting standards in response to rising delinquencies and early payment defaults. Similarly, Moody's Investors Service ("Moody's") observed that there had not merely been a one-time shift in the quality of loans, but that there appeared to be a trend of weakening loan quality. In the first quarter of 2007, Moody's noted that "loans securitized in the first, second and third quarters of 2006 have experienced increasingly higher rates of early default than loans securitized in previous quarters." In June 2007, Moody's noted that "within the 2006 vintage... the performance of late-2006 pools is generally worse than that of early-2006 pools," and that "following the pattern of serious delinquencies... cumulative losses for late 2006 pools have trended higher than those for early 2006 pools at the same points of seasoning."

109. These conditions created a substantial risk of increased losses in Ambac's RMBS-related exposures. The erosion of the supposedly secure revenue streams that supported the highly rated tranches of RMBS and CDOs that Ambac guaranteed meant that the risk was increasing that Ambac would actually have to (a) pay out on these instruments and (b) disclose and account for these losses, impairing its capital cushion. The Exchange Act Defendants understood that reporting a sudden increase in losses and capital impairments would create significant pressure on Ambac's AAA credit ratings.

Accordingly, once the declines in the housing and credit markets increased the risk of those losses materializing, the Exchange Act Defendants had a strong motive to conceal Ambac's problems.

110. Rather than disclose to investors that Ambac faced substantial losses as a consequence of this increased risk, the Exchange Act Defendants continued to represent to investors that Ambac's guaranteed products were of superior quality and were not exposed to the declines in value affecting the housing market. As set forth below, the Exchange Act Defendants' insistence that Ambac's exposures performed better than the market in general because of its superior underwriting and surveillance practices was accepted by investors as true, yet was demonstrably false.

D. Expert Analysis Shows That The Exchange Act Defendants' Statements About the Performance of Ambac's RMBS-Related Portfolios Were False and Misleading

111. By early 2007, both the media and research analysts were reporting on the weakening housing market, and began to link the decline in housing prices, rise in interest rates and increase in defaults to a weakening of the securitized RMBS and CDO markets. Investors became concerned that significant declines in two market-based indices known as the ABX⁴ and TABX⁵ indicated deterioration in the values of RMBS and CDOs backed by RMBS collateral.

⁴ The ABX (or ABX.HE) consists of market indices that track the value of credit default swaps written as insurance against dozens of representative RMBS, much like the S&P 500 index is a proxy for the performance of large publicly-traded corporations. Each "ABX.HE" index tracks the price of CDS based on set of RMBS separated by year of origination, vintage and rating: AAA, AA, A and BBB. As the price of buying credit protection for the relevant vintage and rated RMBS on which the ABX is based increases, the ABX index declines.

⁵ The TABX, launched in February 2007, tracks the price of CDS based on the BBB and BBB- tranches of the ABX indices, except that it tracks valuation based on year of origination and level of subordination. The TABX cut the BBB and BBB- tranches into a capital structure of six tranches that ranged from the first

112. Rather than report collateral deterioration and mark-to-market write-downs in line with the deteriorating market, which would disclose to investors that Ambac's RMBS-related exposures were under stress and that losses were a reasonable expectation, the Exchange Act Defendants bolstered Ambac's stock price by insisting that market deterioration was not an indication of deterioration of Ambac's exposures. As set forth in Section VI, investors and analysts relied upon the Exchange Act Defendants' assurances about the higher quality of Ambac's RMBS-related exposures and the difference between those exposures and the market in general. These statements, however, were materially false and misleading. In reality, Ambac was witnessing in its portfolios the same deteriorating mortgage performance as the rest of the market.

113. In connection with their investigation, Lead Plaintiffs retained mortgage industry experts to evaluate the Exchange Act Defendants' assertions that the mortgage collateral included within Ambac's RMBS and CDOs compared favorably to the market in general. As Lead Plaintiffs demonstrate below, rather than performing better than the market, Ambac's insured RMBS and the RMBS contained in their insured CDOs actually performed exactly the same or worse than the market in general. The analysis described below is a simulation of the "surveillance" that the Exchange Act Defendants claimed was being performed at Ambac prior to and during the Class Period.

114. In order to assess the validity of Ambac's representations, Lead Plaintiffs retained an independent expert consulting firm whose members include economists,

dollar of loss (those assets with ratings of BBB or lower) to the AAA tranches of typical CDOs. The TABX is based on the price of credit default swaps for underlying RMBS collateral that were similar in nature to those entered into by Ambac, in that they were "Pay-As-You-Go" and did not require physical settlement. As set forth below, Lead Plaintiffs' consultants focused on the ABX and TABX indices most like Ambac's credit default swap exposures in assessing the mark-to-market losses that Ambac should have been reporting.

financial academics, experienced finance and mortgage industry specialists, Chartered Financial Analysts and Ph.Ds. A team of consultants, including statisticians and consultants on the performance and valuation of derivative securities, conducted the analysis set forth below. In addition, Lead Plaintiffs retained another independent consultant, who formerly structured and traded RMBS and CDOs like those that Ambac insured. The methodology and results of Lead Plaintiffs' consultants' analysis is summarized below.

115. Notably, Ambac did not identify the underlying collateral of its insured CDOs. Thus, the CDO analysis below could not have been performed by the investing community before January 30, 2008. Even as to the RMBS, investors could not, absent costly and arduous efforts and review of disparate sources of information, determine whether Ambac's statements about its mortgage collateral were true.

116. This changed on January 30, 2008, when a third party posted on its website an "Open Source Model," which listed all of Ambac's RMBS and CDO exposures, including the securities comprising the collateral for Ambac's CDOs. Lead Plaintiffs used the information included in the Open Source Model to analyze the performance of the collateral underlying Ambac's exposures, as the Exchange Act Defendants claimed they performed all along.

1. Overview Of The Lead Plaintiffs' Industry Consultants' Methodology and Analysis

117. By mid-2007, Ambac had approximately \$29 billion of exposure to a total of 28 CDOs. The analysis discussed herein focuses on the CDOs of RMBS issued in 2006 and 2007. Of those 28 CDOs in Ambac's portfolio, 19 were created in 2006 or 2007 and had a total exposure to Ambac of approximately \$22 billion. Of those 19

CDOs, three were CDO-squared instruments, meaning that 100% of the collateral was in the form on another CDO, specifically BBB-rated mezzanine CDOs. The remaining 16 CDOs had an average of 77% of their collateral in RMBS, half of which was subprime RMBS. Lead Plaintiffs' consultants selected a representative sampling analyzing 5 CDOs with over 25% RMBS, which represented approximately 30%, or \$6.7 billion, of Ambac's total exposure from its 2006 and 2007 CDOs.

118. The 5 CDOs analyzed were Belle Haven ABS CDO 2006-1 Ltd. ("Belle Haven"), Duke Funding High Grade IV, Ltd ("Duke"), McKinley Funding III, Ltd ("McKinley"), Longshore CDO Funding 2006-1, Ltd. ("Longshore"), and Ridgeway Court Funding II, Ltd ("Ridegway") (collectively, the "Ambac representative CDOs"). As of March 31, 2008 these CDOs were rated internally by Ambac as follows: Belle Haven (BBB-), Duke (A+), McKinley (below investment grade ("BIG')), Longshore (AA), and Ridgeway (BBB-). Thus, the Ambac representative CDOs selected for analysis included 4 from 2006 and 1 from 2007 and covered a wide range of ratings that is representative of Ambac's overall exposure to CDO backed by RMBS.

119. Once the Ambac representative CDOs were selected, Lead Plaintiffs' consultant constructed datasets of the RMBS collateral within each CDO from the information made public through the Open Source Model. Next, certain key performance metrics were collected for each RMBS collateralizing Ambac representative CDOs from monthly service reports obtained by Lead Plaintiffs' consultant and, to a lesser extent, from the Bloomberg database. These metrics included delinquency rates of 30+, 60+ and 90+ days. This data helps to track the trends and deterioration of the relevant mortgage

pools. For each of these metrics, an average value was computed for each CDO based on a dollar weighted average of the underlying collateral.

120. After the above data was collected for the RMBS collateral in the Ambac representative CDOs, similar data was gathered for the RMBS collateral underlying 6 different ABX indices. The 6 indices selected for comparison to the Ambac representative CDOs were: ABX.HE 2006-1 A, which is the ABX index for RMBS issued in the first half of 2006 with a rating of A. The remaining index names can be interpreted similarly: ABX.HE 2006-1 AA, ABX.HE 2006-2 A, ABX.HE 2006-2 AA, ABX.HE 2007-1 A, ABX.HE 2007-2 AA. These indices are considered “high-grade” since each is rated A or above.

121. These indices are similar in both year of issue and rating to the Ambac’s representative CDOs that Lead Plaintiffs’ consultants analyzed. Upon analysis, Lead Plaintiffs learned that, at least two-thirds of the RMBS that actually comprise the ABX high-grade indices are contained in one or more of the Ambac’s representative CDOs. This overlap alone suggests that the Exchange Act Defendants’ insistence that Ambac does not underwrite the market were false. Lead Plaintiffs’ analysis went deeper.

122. Once all of the data for each of the metrics was collected, the performance data of the RMBS underlying the Ambac representative CDOs was compared to the performance data of the RMBS underlying the selected ABX indices. All three performance metrics that Lead Plaintiffs’ consultants examined – the 30+, 60+ and 90+ day delinquencies –demonstrated a high degree of correlation, as shown below.

123. Besides touting the underlying quality of its collateral, Ambac also highlighted that it enjoyed significant “subordination” before incurring its own losses on

RMBS and CDO exposures. Lead Plaintiffs' comparison to the ABX indices tested the Exchange Act Defendants' assertions about Ambac's high-grade collateral quality. In order to test their assertions about the benefit of subordination, Lead Plaintiffs' also compared the RMBS in the Ambac representative CDOs to the TABX, an index based on the price of credit default swaps for various tranches of RMBS collateral. The TABX index, unlike the ABX index, focuses on levels of subordination, thus providing a point of comparison to the subordination levels of the CDO tranches insured by Ambac.

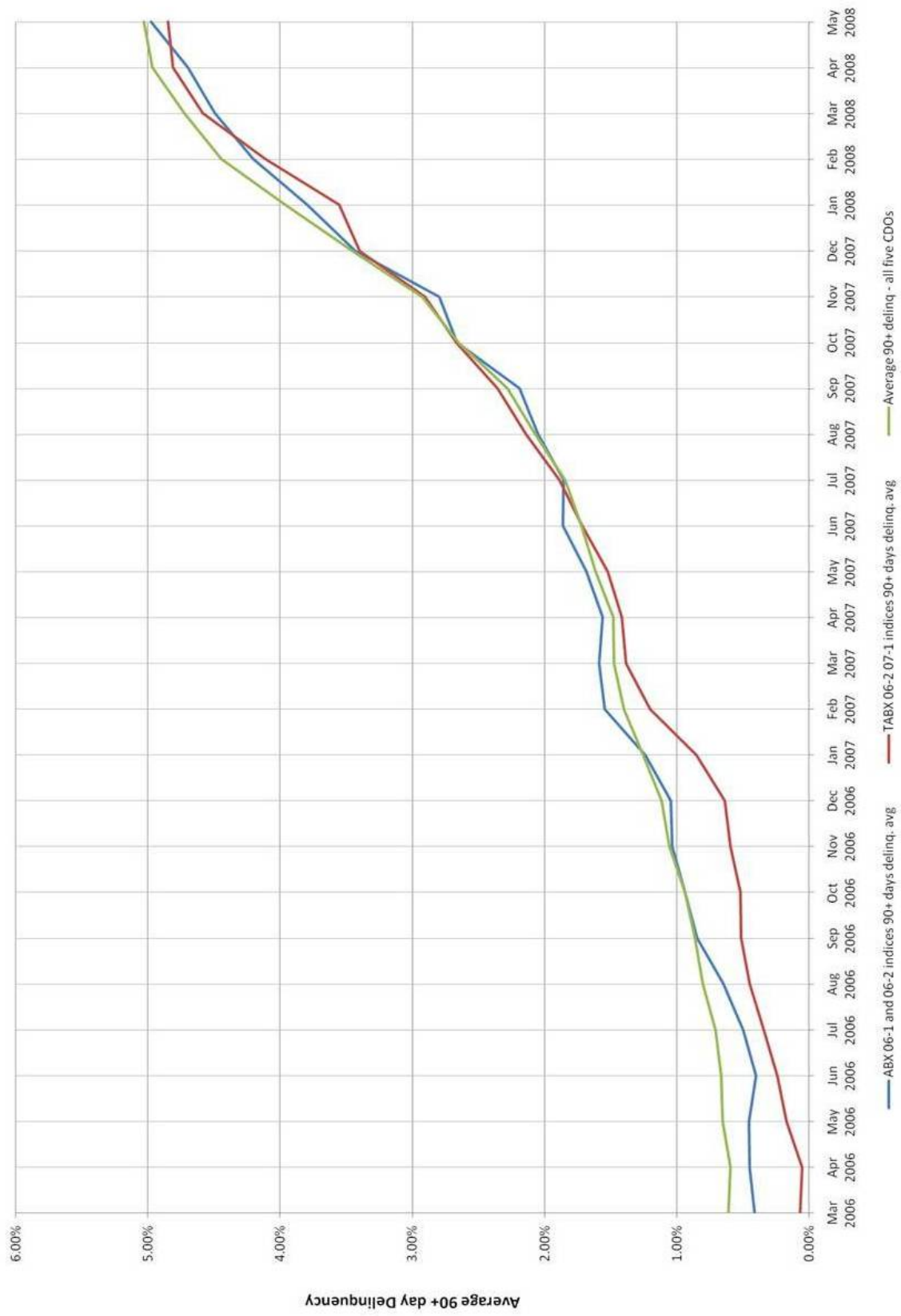
124. The TABX.HE 07-1 06-2 40-100 (the "40-100 TABX") is the most senior TABX index tranche because it is tied to the underlying RMBS collateral assuming a subordination of 40%. Lead Plaintiffs' consultants compared Ambac's representative CDO collateral to the collateral underlying the 40-100 TABX for purposes of showing the correlation between Ambac's underlying collateral and that in the most senior TABX tranche. This is a very conservative comparison because the 40-100 TABX subordination level is much larger than the Ambac representative CDOs. Indeed, over half of the Ambac representative CDOs attached below the 20% level of subordination and the average subordination level of the 2006 and 2007 CDOs was 24%.

2. Conclusions Of Lead Plaintiffs' Experts Analysis

125. The following chart shows the correlation between the RMBS in Ambac representative CDO exposures and the pertinent ABX and TABX indices using the 90+ day delinquency metric, which is a commonly used mortgage industry standard for identifying non-performing loans. This chart demonstrates that the performance of the RMBS insured by Ambac through its CDOs did not perform better than the market, as the

Exchange Act Defendants represented, but instead performed similarly, and often times worse, than the “market.”

Average CDO vs RMBS Market Indices Comparison for 90+day Delinquency



126. The above chart illustrates that, notwithstanding the Exchange Act Defendants' statements to the contrary, the collateral supporting the Ambac representative CDO exposures performed directly in line with (*i.e.*, just as poorly as) the collateral comprising the ABX and TABX indices. In fact, between June 2006 and January 2008 – when Ambac finally disclosed meaningful write-downs and impairments on its CDO exposures – the 90+ day delinquency rates skyrocketed over 600%. Notably, the Ambac representative CDOs also included tranches of other inner CDOs, which gave Ambac indirect exposure to lower grade RMBS. In this respect, Lead Plaintiffs' analysis gives Ambac the benefit of the doubt by focusing on actual RMBS in its CDOs only. In fact, the 2006 and 2007 CDOs, on average, had approximately 20% of their assets in the form of other CDOs, 15% of which were mezzanine, *i.e.*, BBB-rated or lower, CDOs.

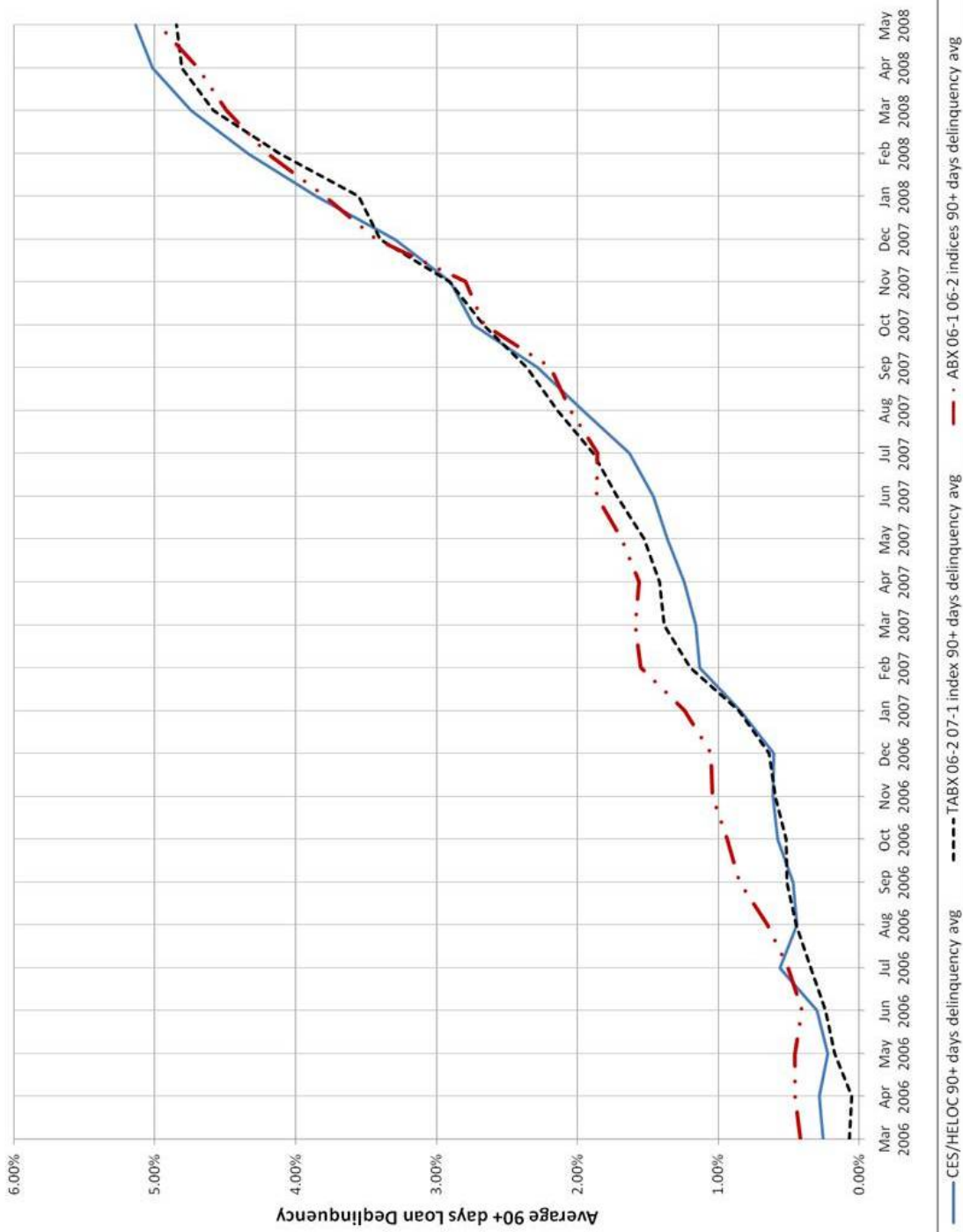
127. To confirm the close relationship illustrated above, Lead Plaintiffs' consultants also performed a regression analysis comparing the Ambac representative CDOs and the ABX and TABX indices. This analysis showed that the average regression coefficient is statistically equivalent to 1, meaning that the collateral behind the Ambac representative CDOs moved on average in tandem with the underlying collateral of both the ABX and TABX indices.

128. Lead Plaintiffs' consultants also analyzed the performance of Ambac's second-lien RMBS portfolio. As set forth above, Ambac insisted that it conducted "active surveillance" of its RMBS portfolio, including regularly reviewing the performance of its underlying collateral. Lead Plaintiffs and their consultants attempted to replicate the "surveillance" that Ambac supposedly did.

129. To analyze Ambac's direct second-lien RMBS exposure, Lead Plaintiffs' consultant collected and analyzed performance data of the mortgage loans underlying Ambac's HELOC and CES portfolios for insurance written from 2005 to 2007. Lead Plaintiffs focused on the 90+ day delinquency rates, which approximates the data point that major mortgage lenders, like Countrywide, applied in defining a loan as a "non-performing asset."

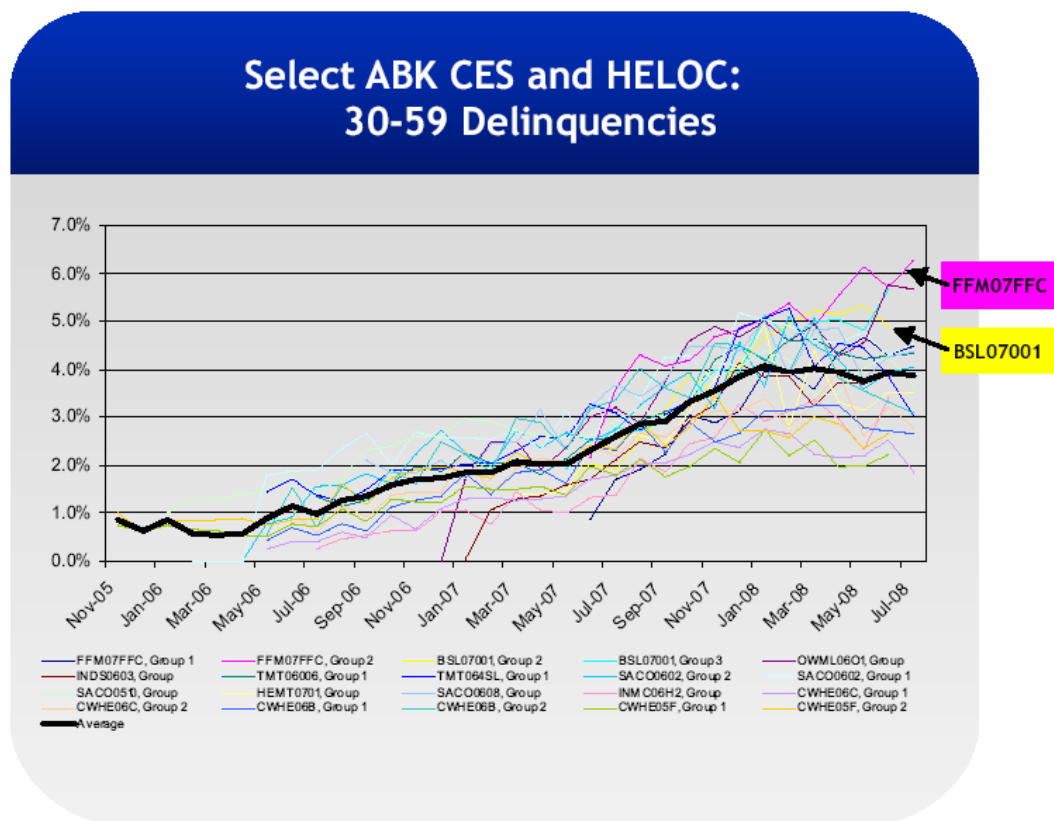
130. As depicted in the chart on the following page, by no later than the first quarter of 2007, there was a clear deterioration in the underlying assets of Ambac's HELOC and CES portfolios, evidenced by significantly increasing average 90+ day delinquency rates. In order to provide a point of reference in assessing the increase in 90+ day delinquencies on Ambac's RMBS exposures, Lead Plaintiffs compared the actual delinquency figures with the 90+ day delinquency figures of the ABX and TABX.

CES and HELOC Portfolio comparison with RMBS Market Indices - 90+ days Delinquency



131. Notably, Ambac’s HELOC and CES exposures performed almost identically (*i.e.*, just as poorly) as the ABX and TABX indices. Investors should have been, but were not, informed that Ambac’s HELOC and CES exposures were showing markedly deteriorating performance – just like the deterioration making headlines in the marketplace.

132. Ambac has recently made a disclosure about trends in its HELOC and CES portfolios that confirms Lead Plaintiffs’ conclusions set forth above. In its second quarter 2008 earnings release and the related slide presentation, Ambac disclosed the below graphic, which shows the collateral performance of “select” samples of Ambac’s CES and HELOC portfolios. The graphic demonstrates the 30-59 day delinquencies of select samples of Ambac’s HELOS and CES portfolios:



133. In Ambac's "select" sampling, the black line shows the increase of the average delinquency rate. Like Lead Plaintiffs' expert analysis set forth at ¶¶128-131 above, this chart illustrates that through mid-2006, the average percentage of underlying mortgages that were in delinquency by 30-59 days was under 1%, but that this figure had doubled by the end of 2006, it had tripled by the late summer of 2007, and quadrupled by the end of the year. Ambac should have disclosed this negative trend to investors.

3. In Violation of GAAP, the Exchange Act Defendants Knowingly or Recklessly Concealed Billions of Dollars in Mark-to-Market Write-Downs From Investors

134. Ambac was required to account for the value of its credit default swap exposures to CDOs in accordance with Statement of Financial Accounting Standards 133, entitled "Accounting for Derivative Instruments and Certain Hedging Activities" ("SFAS 133"). Specifically, SFAS 133 "requires that an entity recognize all derivatives as either assets or liabilities in the statement of financial position and measure those instruments *at fair value*." Fair value for accounting purposes is:

The price that would be received to sell an asset or paid to transfer a liability in an orderly transaction between market participants at the measurement date.... The transaction to sell the asset or transfer the liability is a hypothetical transaction at the measurement date, considered from the perspective of a market participant that holds the asset or owes the liability. Therefore, the objective of a fair value measurement is to determine the price that would be received to sell the asset or paid to transfer the liability at the measurement date (an exit price).

[F]air value is a market-based measurement, not an entity-specific measurement. Therefore, a fair value measurement should be determined based on the assumptions that market participants would use in pricing the asset or liability.

135. Throughout the Class Period, Ambac failed to comply with SFAS 133 by ignoring the governing relationship between fair value and pertinent market data. Until

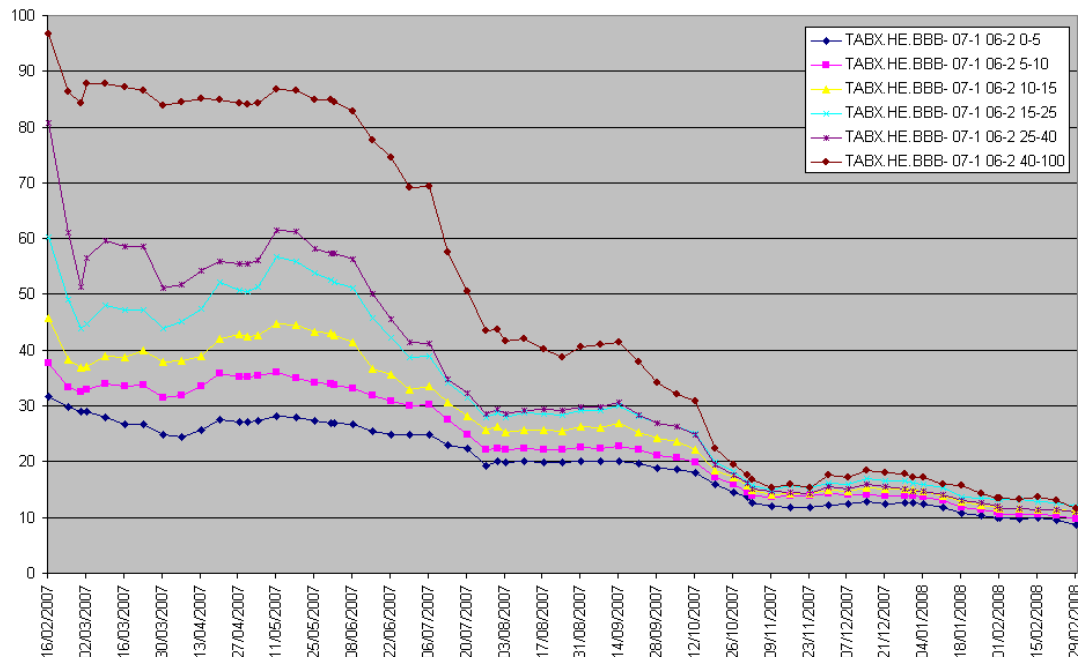
January 16, 2008, Ambac's mark-to-market reporting bore little relationship to the actual change in value of Ambac's credit default swaps relating to its CDOs. Having shown above that the RMBS collateral in Ambac's CDO exposures performed in line with the market indices, Lead Plaintiffs' outside consultants proceeded to estimate the mark-to-market write-downs that Ambac should have reported for each quarter of 2007.

136. As noted above, once the declines in the ABX and TABX market indices became very severe in 2007, investors questioned why Ambac's reported mark-to-market losses bore little to no resemblance to the general market declines. Besides claiming that its superior underwriting allowed it to select safer exposures – an assertion refuted above – Ambac also differentiated itself from the “market” by highlighting that it typically insured so-called “high-grade” tranches of CDOs and therefore enjoyed considerable subordination (*i.e.*, it would not incur losses until subordinate tranches lost all their value) before it incurred any losses. The above analysis and diagram illustrate why these statements were also false.

137. Lead Plaintiffs' consultants used the declines in the relevant TABX indices as a proxy for estimating Ambac's required mark-to-market write-downs.

138. Immediately upon launch in early 2007, the various TABX tranches materially declined. As depicted in the chart on the following page, which depicts historical prices for the TABX indices from Markit Group, the 40-100 TABX declined

from nearly 100 on February 16, 2007, to around 84 by the end of March 2007, to about 70 at the end of June, and about 35 at the end of September 2007.



139. Taking into account (a) the significant declines in the TABX index (shown above), (b) the fact that TABX was an index of CDS similar to those issued by Ambac, and (c) that the performance of the underlying RMBS referenced by the TABX was highly correlated to the performance of the underlying RMBS collateral of Ambac's CDOs, Ambac should have taken material mark-to-market write-downs beginning in the first quarter of 2007.

140. To calculate the estimated mark-to-market write-downs Ambac should have taken in a given quarter, one must take into consideration: (1) Ambac's total amount of CDOs backed by RMBS exposure at that particular point in time; (2) the corresponding price of the 40-100 TABX; and (3) the correlation coefficient factor

between underlying RMBS collateral of Ambac's CDOs and the underlying RMBS collateral referenced by the CDS that comprise the 40-100 TABX.

141. As of March 30, 2007, Ambac had exposure to approximately \$20 billion of CDS on CDOs of ABS. As discussed above, as of this period the 40-100 TABX had declined to approximately 84% of par. Thus, by March 30, 2007, applying the above methodology, Ambac was required by GAAP and SFAS 133 to write-down at least **\$2.068 billion** relating to its CDS on CDOs of ABS from 2006-2007. For that same quarter, Ambac, in violation of GAAP and SFAS 133, wrote down a total of only \$5.124 million in total. Had Ambac's financial statements for the quarter accurately reported this mark-to-market write-down, Ambac's reported net earnings would have declined from a reported profit of \$213 million to a loss of \$1,311 million, and its earnings per diluted share would have declined from a reported profit of \$2.04 per share to a loss of \$12.53 per share.

142. As of June 30, 2007, Ambac had exposure to approximately \$24.3 billion of CDS on CDOs of ABS. As discussed above, as of this period the 40-100 TABX had declined to approximately 69% of par. Thus, by June 30, 2007, applying the above methodology, Ambac was required by GAAP and SFAS 133 to write-down at least an additional **\$2.716 billion** relating to its CDS on CDO of ABS from 2006-2007. For that same quarter, Ambac, in violation of GAAP and SFAS 133, wrote down a total of \$56.87 million. Had Ambac's financial statements for the quarter accurately reported this mark-to-market write-down, Ambac's reported net earnings would have declined from a reported profit of \$173 million to a loss of \$1,810 million, and its earnings per diluted

share would have declined from a reported profit of \$1.69 per share to a loss of \$17.65 per share.

143. As of the end of the third quarter 2007, ending September 30, 2007, Ambac had exposure to \$26.2 billion of CDS on CDO of ABS. As discussed above, as of this period the 40-100 TABX had declined to approximately 33% of par. Thus, by September 30, 2007, applying the above methodology, Ambac was required by GAAP and SFAS 133 to write-down at least an additional **\$8.923 billion** relating to its CDS on CDO of ABS from 2006-2007. As of this point, Ambac only took a minor write-down of \$743 million in violation of GAAP and SFAS 133. Had Ambac's financial statements for the quarter accurately reported this mark-to-market write-down, Ambac's reported net earnings would have declined from a reported loss of \$361 million to a loss of \$6,314 million, and its earnings per diluted share would have declined from a reported loss of \$3.53 per share to a loss of \$61.73 per share.

144. As of December 31, 2007, Ambac had exposure to \$28.9 billion of CDS on CDO of ABS. By this time, the 40-100 TABX had declined to approximately 18% of par. Thus, by December 31, 2007, applying the above methodology, Ambac was required by GAAP and SFAS 133 to write-down at least an additional **\$3.672 billion** relating to its CDS on CDO of ABS from 2006-2007. On January 16, 2008, Ambac disclosed its first material market-to-market write-down, disclosing \$5.4 billion of the required amount.

145. Thus, for the entire year of 2007, Ambac only took a reported write-down of approximately \$6.1 billion write-down on its CDO of RMBS. Ambac was required by GAAP and SFAS 133 to write-down at least \$17 billion for the year end December 31,

2007 relating to its CDS on CDO of ABS from 2006-2007. Moreover, had Ambac's financial statements for the year ended December 31, 2007, properly accounted for the mark-to-market write-down, Ambac's reported net earnings for the year would have declined from a reported loss of \$3.24 billion to a loss of \$10.45 billion, and its earnings per diluted share would have declined from a reported loss of \$31.56 per share to a loss of \$101.57 per share.

VI. DEFENDANTS' FALSE AND MISLEADING STATEMENTS

146. As explained above, during the Class Period, the Exchange Act Defendants knew or were reckless in not knowing that: (1) mortgage originators had lowered their standards for underwriting residential mortgages that were being included in a wide range of RMBS; (2) Ambac itself had changed its underwriting policies in a way that allowed it to assume riskier RMBS exposures than would have been allowed under the pre-existing policies; (3) housing and credit market conditions deteriorated severely; (4) the RMBS collateral that Ambac insured directly and that supported Ambac's derivative CDO exposures was deteriorating in near lockstep with the performance of the RMBS comprising the collateral in the pertinent ABX and TABX indices; (5) Ambac violated GAAP by not properly taking mark-to-market writedowns on its CDO portfolio and by not taking adequate loss reserves on its RMBS portfolio; and (6) as a result of the above, Ambac's public reports were materially false and misleading.

A. 2006 Third Quarter Statements

1. The October 25, 2006 Press Release and Conference Call

147. On October 25, 2006, Ambac issued a press release announcing its third quarter 2006 financial results. In the press release, Defendant Genader asserted: "We are

currently witnessing a solid level of deal inquiries and opportunities. . . . We remain steadfast in judiciously allocating our capital to transactions that enable us to continue to deliver superior returns.”

148. During the conference call that day, Defendant Leonard highlighted Ambac’s conservatism in assuming mortgage-related exposures, stating that Ambac was “very selective in that sector” and that “our CDO portfolio, when we look at structured credit with MBS, we’re also very cautious about mezzanine-type securities that come out of mortgage-backed securitizations. So, we are taking a cautious position for underwriting reasons, but also the availability of profitable transactions is not as great as it has been in the past.”

149. These statements were materially false and misleading because the Exchange Act Defendants misrepresented and/or failed to disclose that:

- a. In 2006, the quality of mortgages comprising Ambac’s direct and derivative RMBS exposures declined because mortgage originators lowered their underwriting standards. (*See* ¶¶55-59; 76-79).
- b. Ambac had lowered its own underwriting standards to allow it to accept greater risk characteristics in RMBS exposures and in CDOs backed by RMBS. (*See* ¶¶76-91).
- c. As a result of Ambac’s lower underwriting standards, the collateral supporting Ambac’s RMBS-exposures and in CDOs backed by RMBS showed negative trends in delinquencies and other key metrics. (*See* ¶¶111-133).

2. The Third Quarter 2006 Form 10-Q

150. On November 8, 2006, Ambac issued its Form 10-Q for the quarter ended September 30, 2006 (the “3Q06 Form 10-Q”). The 3Q06 Form 10-Q was signed by Defendant Leonard and included as exhibits Sarbanes-Oxley Certifications (the “Sarbanes-Oxley Certifications”) signed by Defendants Genader and Leonard certifying,

inter alia, that they had reviewed the 3Q06 Form 10-Q and, to their knowledge the (i) report did not contain any untrue statement of a material fact or omit to state a material fact necessary to make the statements made, in light of the circumstances under which such statements were made, not misleading with respect to the period covered by this report; and (ii) the financial statements and other financial information included in the report fairly present, in all material respects, the financial condition, results of operations and cash flows of the registrant as of, and for, the periods presented in the report.

151. The 3Q06 Form 10-Q described Ambac's "active surveillance" of its insured portfolio to identify "adversely classified" credits as follows:

Active surveillance of the insured portfolio enables Ambac's Surveillance Group to track credit migration of insured obligations from period to period and prepare an adversely classified credit listing. The active credit reserve is established only for adversely classified credits. The criteria for an exposure to be included on the adversely classified credit listing includes ... ***underperformance of the underlying collateral (for collateral dependent transactions such as mortgage-backed securitizations)***, problems with the servicer of the underlying collateral ***and other adverse economic events or trends***.... (Emphasis added.)

152. The 3Q06 Form 10-Q disclosed that Ambac took active credit reserves based on, among other things, Ambac's information regarding "historical default information" and "internally developed loss severities."

153. The 3Q06 Form 10-Q stated that "we note that the mortgage-backed and home equity ultimate [loss] severities have been better than or equal to our current severity assumption." With respect to CDO obligations, the 3Q06 Form 10-Q stated that "Ambac considers the unique attributes of the underlying collateral and transaction."

154. The above statements were materially false and misleading because the Exchange Act Defendants misrepresented and/or failed to disclose that:

- a. In 2006, the quality of mortgages comprising Ambac's direct and derivative RMBS exposures declined because mortgage originators lowered their underwriting standards. (See ¶¶55-59; 76-79).
- b. Ambac had lowered its own underwriting standards to allow it to accept greater risk characteristics in RMBS exposures and in CDOs backed by RMBS. (See ¶¶76-91).
- c. As a result of Ambac's lower underwriting standards, the collateral supporting Ambac's RMBS-exposures and in CDOs backed by RMBS showed negative trends in delinquencies and other key metrics. (See ¶¶111-133).
- d. Either Ambac conducted the surveillance it claimed, and the Exchange Act Defendants knew of but did not disclose these negative trends, or Ambac misrepresented its surveillance process. (See ¶¶97-105).

B. 2006 Fourth Quarter Statements

1. January 31, 2007 Press Release and Conference Call

155. On January 31, 2007, Ambac issued a press release announcing its fourth quarter 2006 financial results. The press release disclosed that Ambac's total revenues were \$454.3 million, and net income for the quarter was \$202.7 million, or \$1.88 per diluted share. Ambac's loss and loss expense reserve was \$220.1 million, a decrease from \$304.1 million at the end of the prior year. During Ambac's conference call that day, Defendant Leonard responded to questions about worsening trends reported in the mortgage sector by assuring investors that "from a surveillance perspective, we consider that and look for those types of trends, obviously trying to identify those early ... but those are things that we specifically look for in the surveillance function."

156. The January 31, 2007 press release also reported a net mark-to-market loss on financial guarantee credit derivative contracts in the fourth quarter of \$838,000 and a net mark-to-market gain of \$9.1 million for the year 2006.

157. Investors and market analysts relied upon and responded favorably to Ambac's statements. A January 31, 2007, Morgan Stanley report "continue[d] to recommend investors build a position in the ABK shares" and noted that Ambac had "lower credit losses." A February 8, 2007 Citigroup report commented favorably on the fourth quarter results and a meeting with Ambac senior management, in which defendant Genader "emphasized that the portfolio cannot be measured in average terms because the financial guarantee model is predicated on zero-loss underwriting." Based on comments from Managing Director Tom Gandolfo, Citibank also wrote that Ambac's "[d]ue diligence has been key to low losses... Not only does Ambac review the deal closely, but also is careful only to work with established CDO managers," and that keys to Ambac's success were its favorable "structure, access to collateral and good financial controls and financial resources."

158. The above statements by the Exchange Act Defendants were materially false and misleading because the Exchange Act Defendants misrepresented and/or failed to disclose that:

- a. In 2006, the quality of mortgages comprising Ambac's direct and derivative RMBS exposures declined because mortgage originators lowered their underwriting standards. (*See* ¶¶55-59; 76-79).
- b. Ambac had lowered its own underwriting standards to allow it to accept greater risk characteristics in RMBS exposures and in CDOs backed by RMBS. (*See* ¶¶76-91).
- c. As a result of Ambac's lower underwriting standards, the collateral supporting Ambac's RMBS-exposures and in CDOs backed by RMBS showed negative trends in delinquencies and other key metrics. (*See* ¶¶111-133).

- d. Either Ambac conducted the surveillance it claimed, and the Exchange Act Defendants knew of but did not disclose these negative trends, or Ambac misrepresented its surveillance process. (See ¶¶97-105).

2. The 2006 Form 10-K

159. On March 1, 2007, Ambac filed with the SEC its Form 10-K for the year ended December 31, 2006 (the “2006 Form 10-K”), which was signed by Defendants Leonard and Genader. The 2006 Form 10-K included Sarbanes-Oxley Certifications making the same representations as set forth in ¶150 above. The 2006 Form 10-K represented that Ambac’s “Consolidated Financial Statements have been prepared in conformity with U.S. generally accepted accounting principles using management’s best estimates and judgment.”

160. Ambac’s 2006 Form 10-K reported the same loss and loss expense reserves, net earnings and net earnings per share, as reported in the January 31, 2007 press release, as set forth in ¶155, *supra*. The 2006 Form 10-K reported net mark-to-market losses of \$838,000 on financial guarantee credit derivative contracts for the fourth quarter and a gain of \$9.1 million for the year. Regarding its mark-to-market process, the 2006 Form 10-K disclosed:

Ambac’s exposure to derivative instruments ... are accounted for at fair value under SFAS 133[. Fair value is determined based upon market quotes from independent sources, when available. When independent quotes are not available, fair value is determined using valuation models.... For derivatives that trade in less liquid markets, such as credit derivatives on synthetic collateralized debt obligations ... a proprietary model is used because such instruments tend to be more complex and pricing information is not readily available in the market.

161. With respect to the underwriting of structured finance products, the 2006 Form 10-K represented that “the amount and quality of asset coverage required is *determined by the historical performance of the underlying asset type* or the

transaction's specific underlying assets.” (Emphasis added.) The 2006 Form 10-K also stated that, as part of the underwriting process, Ambac performed due diligence on its loan originators, a process that “*often entails on-site due diligence covering the parties to the transaction, such as the issuer, originator, services or manager.*” (Emphasis added.)

162. In describing Ambac's “active surveillance” of its exposures, the 2006 Form 10-K stated as follows:

The Surveillance Group is responsible for monitoring outstanding financial guarantee exposures, including credit derivatives. The group's monitoring activities are designed to detect deterioration in credit quality or changes in the economic, regulatory or political environment which could adversely impact the portfolio. Active surveillance enables Ambac Assurance's Surveillance Group to track single credit migration and industry credit trends...

... The focus of the surveillance review is to assess performance, identify credit trends and recommend appropriate classifications, ratings and review periods.... Those credits that are either in default or have developed problems that eventually may lead to a claim or loss are tracked closely by the appropriate surveillance team and reported to management and Ambac's Board of Directors by preparation of an adversely classified credit listing. Relevant information, along with the plan for corrective actions and a reassessment of the credit's rating and credit classification, is reviewed with senior management in regular adversely classified credit meetings....

Surveillance for collateral dependent transactions focuses on review of the asset and servicer performance as well as transaction cash flows.

163. The 2006 Form 10-K stated, inter alia, that “[t]he criteria for an exposure to be included on the adversely classified credit listing includes ... underperformance of the underlying collateral (for collateral dependent transactions such as mortgage-backed securitizations), problems with the servicer of the underlying collateral and other adverse economic events or trends....” The 2006 Form 10-K also stated that “mortgage-backed

and home equity ultimate [loss] severities have been less than or equal to our current severity assumption.” With respect to CDO obligations, the 2006 Form 10-K stated that “Ambac considers the unique attributes of the underlying collateral and transaction” and that “Ambac’s exposure to CDOs in its classified portfolio is currently limited.”

164. The above statements were materially false and misleading because the Exchange Act Defendants misrepresented and/or failed to disclose that:

- a. In 2006, the quality of mortgages comprising Ambac’s direct and derivative RMBS exposures declined because mortgage originators lowered their underwriting standards. (*See* ¶¶55-59; 76-79).
- b. Ambac had lowered its own underwriting standards to allow it to accept greater risk characteristics in RMBS exposures and in CDOs backed by RMBS. (*See* ¶¶76-91).
- c. As a result of Ambac’s lower underwriting standards, the collateral supporting Ambac’s RMBS-exposures and in CDOs backed by RMBS showed negative trends in delinquencies and other key metrics. (*See* ¶¶111-133).
- d. Either Ambac conducted the surveillance it claimed, and the Exchange Act Defendants knew of but did not disclose these negative trends, or Ambac misrepresented its surveillance process. (*See* ¶¶97-105).
- e. After the date of the close of the 2006 financial period but prior to the issuance of the 2006 Form 10-K, Ambac’s CDO portfolio experienced an undisclosed mark-to-market decline, disclosure of which was a subsequent event necessary to prevent these financial statements from being misleading. (*See* ¶¶134-145).

165. The 2006 Form 10-K also contained a “Risk Factors” section, which was materially false and misleading because certain of the risks identified in the 2006 Form 10-K had already materialized, a fact not disclosed to investors. In addition, certain material risks known to the Exchange Act Defendants were omitted from the 2006 Form 10-K.

166. Under the heading “We are subject to credit risk throughout our businesses, including large single risks and correlated risks,” the 2006 Form 10-K stated that:

We are exposed to the risk that issuers of debt which we have insured (or with respect to which we have written credit derivatives) ... may default on their financial obligations, whether as the result of insolvency, lack of liquidity, operational failure or other reasons.... Such credit risks may be in the form of ... losses in respect of different, but correlated, credit exposures.

167. The 2006 Form 10-K also included a risk factor entitled “General economic conditions can adversely affect our business results and prospects.” This risk factor spoke generically about how general market conditions could lead to losses for the Company. Another risk factor, under the heading “Changes in prevailing interest rate levels could adversely impact our business results and prospects,” a risk factor stated that:

Additionally, increasing interest rates could lead to increased credit stress on consumer asset-backed transactions in our insured portfolio (as the securitized assets supporting a portion of these exposures are floating rate consumer obligations); slower prepayment speeds and resulting “extension risk” relative to such consumer asset-backed transactions in our insured portfolio....

168. The above three “risk factors” were materially false and misleading because, as the Exchange Act Defendants knew or recklessly disregarded: (a) Ambac’s lowering of underwriting standards in its RMBS portfolios had already resulted in negative trends in delinquencies and other key performance metrics and had increased the expectation that “issuers of debt” that Ambac insured “may default” due to the failure of their underlying collateral; (b) Ambac’s changed underwriting policies increased the likelihood of highly correlated defaults in Ambac’s RMBS exposures; and (c) interest

rates had already increased while housing prices had declined, thereby increasing the expectation of defaults in Ambac's RMBS exposures.

169. The 2006 Form 10-K included a risk factor stating that “[o]ur risk management policies and practices may not anticipate unforeseen risks and/or the magnitude of potential for loss as the result of foreseen risks.” This risk factor stated that Ambac’s “underwriting policies and practices . . . are based in part on models reflecting historical factors, e.g. default rates and severity of loss experience. These policies and practices may not may not insulate us from risks that are unforeseen and which have unanticipated loss severity.”

170. This risk disclosure was materially false and misleading because the Exchange Act Defendants knew or recklessly disregarded that reliance on “historical” default rates and severity assumptions for underwriting purposes would likely result in increased exposure to inherently riskier products. Specifically, as the Exchange Act Defendants knew or recklessly disregarded, mortgage underwriters had loosened their historical lending standards and Ambac had relaxed its historical RMBS underwriting standards.

171. The 2006 Form 10-K omitted any credit risk factor directly addressing Ambac’s RMBS and CDO backed by RMBS exposures. This omission was material, as Ambac effectively admitted on January 25, 2008, when it issued a Form 8-K in which Ambac “revised certain risk factors it previously disclosed in its Form 10-K for the year ended December 31, 2006.” Among those “revised” risk factors was the following *new* risk disclosure, entitled, “We are subject to credit risk related to residential mortgage backed securities and CDOs of ABS”:

We have insured, and written credit default swaps (“CDS”) with respect to, RMBS and CDOs of ABS and are thus exposed to credit risk associated with those asset classes. Performance of these transactions can be adversely affected by general economic conditions, including recession, rising unemployment rates, declining house prices and unavailability of consumer credit; mortgage product attributes, such as interest rate adjustments and balloon payment obligations; financial difficulty experienced by mortgage servicers; and, particularly in the case of CDOs of ABS, transaction-specific factors such as the lack of control of the underlying collateral security which can result in a senior creditor determining to liquidate underlying assets to the disadvantage of mezzanine and subordinated creditors and disputes between creditors with respect to the interpretation of legal documents governing the particular transaction.

Transactions within Ambac Assurance’s insured RMBS and CDO portfolios also may be downgraded, placed on watch or subject to other actions by the three rating agencies that have granted Ambac Assurance its triple-A claims-paying ratings. Such ratings or other actions could require Ambac Assurance to maintain a material amount of additional capital to support the exposures it has insured. This could cause us to:

- have to raise additional capital, if available, on terms and conditions that may be unfavorable;
- curtail the production of new business; or
- pay to reinsure or otherwise transfer certain of its risk exposure.

172. The failure to disclose the above risk in Ambac’s 2006 Form 10-K was material. Further, the above risk disclosure was entirely based on information known and available to the Exchange Act Defendants when the 2006 Form 10-K was issued.

3. The March 6, 2007 AIFA Conference

173. On March 6, 2007, Defendant Uhlein gave a presentation at an Association of Independent Financial Advisors (“AIFA”) conference. Uhlein stated that “[t]he deals we ensure must meet Ambac’s strict underwriting standards. They must be investment grade and structured to allow us to actively surveil the transaction, we get

monthly, quarterly reports on all the transactions that we guarantee.” Defendant Uhlein also highlighted that while Ambac’s business mix may have changed, its corporate focus had not: “[o]ur core corporate objective this has been very consistent year-to-year, we will continue to strive to excel in all aspects of risk underwriting, structuring, and surveillance.” Uhlein reiterated that “we have maintained the same conservative standards over the years” and that:

our participation in subprime market has dropped significantly over the last three years. The deals we have done ... are performing satisfactorily. We get monthly downloads on all of our deals and actively surveil, and monitor the performance of all our mortgage originators.

174. Uhlein’s remarks were materially false and misleading because Uhlein misrepresented and/or failed to disclose that:

- a. In 2006 and thereafter, the quality of mortgages comprising Ambac’s direct and derivative RMBS exposures declined because mortgage originators lowered their underwriting standards. (*See* ¶¶76-77).
- b. Ambac had lowered its own underwriting standards to allow it to accept greater risk characteristics in RMBS exposures and in CDOs backed by RMBS. (*See* ¶¶76-91).
- c. As a result of Ambac’s lower underwriting standards, the collateral supporting Ambac’s RMBS-exposures showed negative trends in delinquencies and other key metrics. (*See* ¶¶111-133).
- d. Either Ambac conducted the surveillance Uhlein claimed, and the Exchange Act Defendants knew of but did not disclose these negative trends, or Uhlein misrepresented Ambac’s surveillance process. (*See* ¶¶97-105).

4. The 2006 Annual Report

175. On or about March 30, 2007, Ambac issued its 2006 Annual Report, which included Ambac’s 2006 Form 10-K. Defendant Genader stated in a letter to shareholders contained in the Annual Report that Ambac has “a dedication to disciplined

pricing, risk management and strategic growth” and “strategically pursue[s] our business, seeking market and sector opportunities where our expertise is highly valued and appropriately priced.”

176. With respect to Ambac’s structured finance business, Defendant Genader stated that “[i]t is important to remember that we participate in this market by providing our guarantee at the triple-A portion of the capital structure, ensuring strong credit quality while generating excellent risk-adjusted returns.” Genader added that “[t]here is little doubt that the U.S. mortgage market is under stress, and we cautiously view this business. Since 2004, we have significantly pulled back on our level of MBS writings, especially in the sub-prime sector. However, opportunities still exist, and we have used our breadth of market knowledge to pinpoint attractive opportunities.” Genader also stated that investors should “*[r]est assured that we will continue to be disciplined and rigorous in our scrutiny of this asset class.*” (Emphasis added.)

177. The above statements, including the incorporated Form 10-K, were materially false and misleading because the Exchange Act Defendants misrepresented and/or failed to disclose that:

- a. In 2006, the quality of mortgages comprising Ambac’s direct and derivative RMBS exposures declined because mortgage originators lowered their underwriting standards. (See ¶¶55-59; 76-79).
- b. Ambac lowered its own underwriting standards to allow it to accept greater risk characteristics in RMBS exposures and in CDOs backed by RMBS. (See ¶¶76-91).
- c. After the date of the close of the 2006 financial period but prior to the issuance of the 2006 Form 10-K, Ambac’s CDO portfolio experienced an undisclosed mark-to-market decline, disclosure of which was a subsequent event necessary to prevent these financial statements from being misleading. (See ¶¶134-145).

- d. While Genader stated that Ambac was reducing its subprime RMBS exposures, Ambac concealed from the market the comparable risks associated with the Company's exposure to high risk CDOs backed by RMBS, which as of this time was \$20 billion. (*See* ¶141)

C. 2007 First Quarter Statements

1. The April 25, 2007 Press Release and Conference Call

178. On April 25, 2007, Ambac issued a press release announcing its first quarter 2007 financial results. The press release disclosed that Ambac's total revenues were \$461.8 million, and net income for the quarter was \$213.3 million, or \$2.02 per diluted share. Financial Guarantee net mark-to-market losses on credit derivatives contracts were \$5.124 million. Ambac's loss and loss expense reserve was \$231.3 million, a modest increase from \$220.1 million at the end of the prior year. Defendant Genader stated that "recent evidence of credit spread widening in the mortgage related asset classes should lead to increased demand for our core financial guarantee product, provided of course, that wider spreads continue to prevail." The press release also stated that "[d]uring the quarter, Ambac benefited from increased writings in utilities, structured insurance and pooled debt obligations (CDOs)" and that "Ambac remains focused on achieving the best risk-rated returns and will remain disciplined until pricing in this product is commensurate with the level of risk."

179. During the Ambac conference call that day, Defendant Leonard discussed "the subprime and mid prime sectors of MBS, as well as CDOs containing large components of this asset type" and claimed that "[w]e will continue to be selective in the nature of the business we write, and are obviously hopeful that this pricing trend will continue." Leonard added that "We will continue to maintain discipline and seek to

underwrite those transactions where our superior financial strength, experience and reputation in the market is most valued.”

180. During the question and answer session of the call, Leonard stated that Ambac had “very current information – information, pool information up through the end of March, so very current,” and that Ambac was “able to analyze that on a very current basis and look for trends of the underlying performance.” Based on this supposed “current” monitoring, Leonard asserted that “[w]e just haven’t seen -- certainly not significant deterioration, as you can tell from the comments I made on below investment-grade.... We’re just not seeing deterioration up through March that wasn’t expected.”

181. Investors and analysts relied upon these material statements. Bank of America on April 26 maintained its “Buy” rating on the stock, stating that Ambac “is entering a *sweet spot* as signs of further gradual credit spread widening are emerging and exposure to areas of concern – namely subprime and Alt-A – are limited.” (Emphasis in original.) Citigroup commended Ambac for its “[s]elective MBS writings,” noting that Ambac “continue[s] to minimize subprime writings” and that Ambac’s RMBS exposure was “very well contained and selected.”

182. The above statements by the Exchange Act Defendants were materially false and misleading because the Exchange Act Defendants misrepresented and/or failed to disclose that:

- a. In 2006 and thereafter, the quality of mortgages comprising Ambac’s direct and derivative RMBS exposures declined because mortgage originators lowered their underwriting standards. (See ¶¶76-77).
- b. Ambac had lowered its own underwriting standards to allow it to accept greater risk characteristics in RMBS exposures and in CDOs backed by RMBS. (See ¶¶76-91).

- c. As a result of Ambac's lower underwriting standards, the collateral supporting Ambac's RMBS-exposures and in CDOs backed by RMBS showed negative trends in delinquencies and other key metrics. (See ¶¶111-133).
- d. Either Ambac conducted the surveillance it claimed, and the Exchange Act Defendants knew of but did not disclose these negative trends, or Ambac misrepresented its surveillance process. (See ¶¶97-105).
- e. Ambac's financial statements for the quarter violated GAAP by materially misstating Ambac's assets and liabilities, net income and earnings per share, based on the failure to properly mark-to-market the true value of its CDS-related exposures, and to record sufficient reserves on RMBS. Had Ambac's financial statements for the quarterly period ended March 31, 2007 properly accounted for the mark-to-market write-down of \$2.068 billion, Ambac's reported net earnings would have declined from a reported profit of \$213 million to a loss of \$1.311 billion, and its earnings per diluted share would have declined from a reported profit of \$2.04 per share to a loss of \$12.53 per share. (See ¶¶134-145, 141).

2. The First Quarter 2007 Form 10-Q

183. On May 10 2007, Ambac filed with the SEC its Form 10-Q for the quarter ended March 31, 2007 (the "1Q07 Form 10-Q"). The 1Q07 Form 10-Q was signed by Defendant Leonard and included as exhibits Sarbanes-Oxley Certifications signed by Defendants Genader and Leonard that made the representations set forth at ¶150, *supra*.

184. The 1Q07 Form 10-Q represented that Ambac's consolidated unaudited interim financial statements were prepared on the basis of GAAP. The 1Q07 Form 10-Q also reported the same loss and loss expense reserves, mark-to-market adjustments, net earnings and net earnings per share, as reported in the April 25, 2007 press release, as set forth in ¶178, *supra*. The 1Q07 Form 10-Q disclosed that net mark-to-market losses on credit derivative contracts for the three months ended March 31, 2007 were (\$5.1)

million, compared to net mark-to-market gains of \$2.0 million in the three months ended March 31, 2006.

185. The 1Q07 Form 10-Q repeated the statements quoted at ¶¶151-153, *supra*, regarding (a) Ambac’s “active surveillance” of its insured portfolio to identify “adversely classified” credits, including determining whether there was “underperformance of the underlying collateral”; (b) the process by which an active credit reserve is established; and (c) RMBS and CDO “loss severity assumptions.”

186. The 1Q07 Form 10-Q also repeated the statement made in the 2006 Form 10-K, quoted at ¶160, *supra*, about Ambac’s use of proprietary valuation models.

187. The above statements were materially false and misleading because the Exchange Act Defendants misrepresented and/or failed to disclose that:

- a. In 2006 and thereafter, the quality of mortgages comprising Ambac’s direct and derivative RMBS exposures declined because mortgage originators lowered their underwriting standards. (See ¶¶55-59; 76-79).
- b. Ambac had lowered its own underwriting standards to allow it to accept greater risk characteristics in RMBS exposures and in CDOs backed by RMBS. (See ¶¶76-91).
- c. As a result of Ambac’s lower underwriting standards, the collateral supporting Ambac’s RMBS-exposures showed negative trends in delinquencies and other key metrics. (See ¶¶111-133).
- d. Either Ambac conducted the surveillance it claimed, and the Exchange Act Defendants knew of but did not disclose these negative trends, or Ambac misrepresented its surveillance process. (See ¶¶97-105).
- e. Ambac’s “proprietary model” to mark its CDO exposures ignored that the collateral underlying Ambac’s exposures performed in line with the collateral comprising the pertinent market indices. (See ¶¶111-127).
- f. Ambac’s financial statements for the quarter violated GAAP by materially misstating Ambac’s assets and liabilities, based on the failure to properly mark-to-market the true value of its CDO-related exposures. Had

Ambac's financial statements for the quarterly period ended March 31, 2007 properly accounted for the mark-to-market write-down of \$2.068 billion, Ambac's reported net earnings would have declined from a reported profit of \$213 million to a loss of \$1.311 billion, and its earnings per diluted share would have declined from a reported profit of \$2.04 per share to a loss of \$12.53 per share. (See ¶¶134-145, 141).

3. The June 12, 2007 KBW Mortgage Finance Conference

188. On June 12, 2007, Defendant Uhlein gave a presentation at a KBW Mortgage Finance Conference, Defendant Uhlein answered questions about how RMBS weakness could affect Ambac. He discussed the newest CDS that Ambac wrote in early 2007 and concluded his remarks by stating:

[F]rom Ambac's perspective, it's really there's two things. It's the new business size and obviously our book of business and speaking really from the MBS side and as I said, I think *we've been pretty conservative and so we are very comfortable with our current book of business, even in this environment*. So I think the focus from our perspective is to the extent there is a little turmoil in the market, to be honest, that's actually a good thing for financial guarantors, so we are hoping to participate more in the market going forward. (Emphasis added.)

189. The above statement was materially false and misleading because Defendant Uhlein misrepresented and/or failed to disclose that:

- a. In 2006 and thereafter, the quality of mortgages comprising Ambac's direct and derivative RMBS exposures declined because mortgage originators lowered their underwriting standards. (See ¶¶55-59; 76-79).
- b. Ambac had lowered its own underwriting standards to allow it to accept greater risk characteristics in RMBS exposures and in CDOs backed by RMBS. (See ¶¶76-91).
- c. As a result of Ambac's lower underwriting standards, the collateral supporting Ambac's RMBS-exposures and in CDOs backed by RMBS showed negative trends in delinquencies and other key metrics. (See ¶¶111-133).
- d. Based on these negative trends it was misleading for Uhlein to state that Ambac was "comfortable" with its current "book of business." Either Ambac conducted the surveillance it claimed, and Uhlein knew of these

negative trends, or Ambac misrepresented its surveillance process. (*See* ¶¶97-105).

D. Second Quarter 2007 Statements

1. The July 25, 2007 Press Release and Conference Call

190. On July 25, 2007, Ambac issued a press release announcing its second quarter 2007 financial results. Ambac reported second quarter net income of \$173.0 million, or \$1.67 per diluted share. Financial guarantee net mark-to-market losses on credit derivative contracts were \$56.9 million, and Ambac's loss and loss expense reserve was \$255.8 million, a slight increase from \$231.3 million at the end of the prior quarter. The press release attributed the minor mark-to-market write-down to unfavorable market pricing of CDOs containing subprime RMBS collateral.

191. The press release disclosed that Ambac's Active Credit Reserve "increased by \$14.9 million during the quarter, from \$188.8 million at March 31, 2007, to \$203.7 million at June 30, 2007," which was "driven primarily by increases in reserves on certain credits primarily within the transportation sector of the U.S. public finance portfolio and to a lesser extent within the non-subprime RMBS sector of the structured finance portfolio...."

192. In the press release, Defendant Genader highlighted that "[o]ur ***rigorous and proven approach*** enabled us to deliver positive results despite the turmoil in the subprime mortgage market" and that "***in the unlikely event of default*** we pay scheduled principal and interest, thereby minimizing liquidity risk." (Emphasis added.) Genader also stated that Ambac's "disciplined execution" of its approach would allow it "to

benefit from the improving business conditions we see, with wider spreads, enhanced credit terms and increased demand for our valuable financial guarantee products.”

193. On July 25, 2007, Ambac held a conference call chaired by Defendant Leonard, who reiterated the “unlikely event of default” on any CDO exposures. Leonard attributed the \$56.9 million mark-to-market decline to the “lack of liquidity in CDOs of ABS” in the market, and highlighted that “[o]n these transactions, as with all of our CDO exposure, Ambac expects that mark-to-market adjustments in either direction will reverse through the income statement over time as the transactions move towards maturity.” (Emphasis added.) Defendant Leonard also stated that Ambac had been “conservative” in its underwriting, that “our strongest writings were in CDOs of ABS where we have been cautious and selective...” and that “Ambac remains diligent in structuring of transactions, particularly in those asset classes where demand for our product is improving.”

194. Similarly, Senior Managing Director Gandolfo emphasized that Ambac “does not underwrite based solely on the deal’s public rating” and that “[w]e believe our credit-risk analysis goes far beyond that which a typical CDO investor would perform.” Gandolfo stated that Ambac puts each deal through a “rigorous review process,” including “a rigorous review of the CDO manager” a “detailed assessment of the triggers and control rights embedded in the CDO” and a “detailed review and re-rating of the underlying RMBS collateral in the deal,” including a base case and stress case model.

195. Gandolfo further stated that reference to the ABX and TABX indices in marking Ambac’s CDO exposures to market was misplaced:

I look at the same indexes that you look at. It is really hard, right now, to know how much of that spread widening is fundamental and how much is technical....

What we do is, when we look at our deals, we don't feel we underwrite the market. (Emphasis added.)

196. With respect to Ambac's RMBS book, Defendant Leonard disclosed internal rating downgrades of pre-2004 transactions, highlighting that investors should take comfort by Ambac's ability to track the performance of underlying collateral on a monthly basis and stated that "over the entire portfolio, we are not seeing" increased stress. "I think that's largely due to selectivity" and the supposedly safer nature of the collateral Ambac insured, Leonard explained.

197. The Exchange Act Defendants' statements were highly material and relied upon by investors and market analysts. For example, a July 25, 2007 Morgan Stanley report highlighted that "[t]he company's in-depth discussion on the conference call about how it protects itself against CDO losses and the favorable outlook for new business seemed to go a long way toward alleviating investor concerns..." The next day, a Deutsche Bank report emphasized that Ambac has a "**Rigorous CDO underwriting process**" and that "**Ambac is not the market.**" (Emphasis in original). With regard to the latter point, the report added:

If we assume that its underwriting was done properly, its credit performance should not reflect the average or fall even close to the average. Historically, that has been true as Ambac's paid claims has totaled only 2.6 basis points of the par that it has insured. We do not believe this time is different with CDOs and the RMBS market.... Given Ambac's strict underwriting standards, risk assessment skills, and small exposure relative to the overall market, we believe Ambac will not suffer from credit losses.

198. The above statements by the Exchange Act Defendants were materially false and misleading because the Exchange Act Defendants misrepresented and/or failed to disclose that:

- a. In 2006 and thereafter, the quality of mortgages comprising Ambac's direct and derivative RMBS exposures declined because mortgage originators lowered their underwriting standards. (See ¶¶55-59; 76-79).
- b. Ambac had lowered its own underwriting standards to allow it to accept greater risk characteristics in RMBS exposures and in CDOs backed by RMBS. (See ¶¶76-91).
- c. As a result of Ambac's lower underwriting standards, the collateral supporting Ambac's RMBS-exposures showed negative trends in delinquencies and other key metrics. (See ¶¶111-133).
- d. Either Ambac conducted the surveillance it claimed, and the Exchange Act Defendants knew of but did not disclose these negative trends, or Ambac misrepresented its surveillance process. (See ¶¶97-105).
- e. Contrary to Gandolfo's statement that Ambac does not "underwrite the market," in fact, the collateral underlying Ambac's exposures deteriorated in line with the collateral comprising the pertinent market indices. (See ¶¶111-133).
- e. Ambac's financial statements for the quarter violated GAAP by materially misstating Ambac's assets and liabilities, net income and earnings per share, based on the failure to properly mark-to-market the true value of its CDS-related exposures, and to record sufficient reserves on RMBS. Had Ambac's financial statements for the quarterly period ended June 30, 2007 properly accounted for the mark-to-market write-down of \$2.716 billion, Ambac's reported net earnings would have declined from a reported profit of \$173 million to a loss of \$1.810 billion, and its earnings per diluted share would have declined from a reported profit of \$1.69 per share to a loss of \$17.65 per share. (See ¶¶134-145, 142).

2. The Second Quarter 2007 Form 10-Q

199. On August 9, 2007, Ambac filed with the SEC its Form 10-Q for the quarter ended June 30, 2007 (the "2Q07 Form 10-Q"). The 2Q07 Form 10-Q was signed

by Defendant Leonard and included as exhibits Sarbanes-Oxley Certifications signed by Defendants Genader and Leonard that made the representations set forth at ¶150.

200. The 2Q07 Form 10-Q represented that Ambac's consolidated unaudited interim financial statements were prepared on the basis of GAAP. The 2Q07 Form 10-Q reported the same loss and loss expense reserves, mark-to-market adjustments, net earnings and net earnings per share, as reported in the July 25, 2007 press release, as set forth in ¶190.

201. The 2Q07 Form 10-Q repeated the statements quoted at ¶¶151-153, *supra*, regarding (a) Ambac's "active surveillance" of its insured portfolio to identify "adversely classified" credits, including determining whether there was "underperformance of the underlying collateral; (b) the process by which an active credit reserve is established; and (c) RMBS and CDO "loss severity assumptions."

202. The 2Q07 Form 10-Q repeated the statements made in the 2006 Form 10-K quoted at ¶160, *supra* about the use of proprietary valuation models. The 2Q07 Form 10-Q stated that the previously disclosed net mark-to-market loss on credit derivative contracts for the quarter of \$56.9 million was "related to collateralized debt obligations of asset-backed securitizations ("CDO of ABS") containing sub-prime mortgage-backed securities as collateral."

203. Notably, the 2Q07 Form 10-Q disclosed that Ambac's \$26.3 billion of exposures to CDO of high-grade RMBS "have underlying collateral that consist of 39% subprime RMBS, 36% RMBS and 13% mezzanine CDO exposures" and surprised the market by stating that "we have noted a continued widening of credit spreads across the derivative portfolio, particularly CDO of ABS and collateralized loan obligations,

resulting in additional mark-to-market losses.” The market reaction was immediate, with Ambac’s shares declining \$2.00 within minutes of the filing of the Form 10-Q. Ambac’s stock price closed at \$69.50, a decline of \$2.90 per share from the August 8 closing price of \$72.40 per share. Ambac stock continued to decline in the following days, closing at \$66.14 on August 10 and \$56.00 by August 15.

204. Analysts continued to accept and react positively to Ambac’s statements. An August 15, 2007 Citigroup analyst report discussed a meeting that day with management and noted that the “conservative” management team “appears very comfortable that losses will be minimal.” An August 23, 2007 Piper Jaffrey analyst report, which commented on a recent Ambac web disclosure on its CDO underwriting, listed “key takeaways” from the disclosure, including that Ambac engaged in “a highly regimented process for underwriting CDO of ABS transactions,” which involved a “dedicated team of underwriters,” with “all transaction risk and return modeling” performed by a separate and “dedicated group of professionals in Risk Analysis and Reporting.” Piper Jaffrey also highlighted Ambac’s “*review of the underlying collateral, analytic modeling of case and stress case scenarios, Sr. Credit Committee processes and legal review.*” (Emphasis added.) The Piper Jaffrey report noted, however, that in the end, only Ambac had access to the information needed to accurately assess the quality of its exposures and investors were left to trust Ambac’s internal models and representations about its processes: “*Despite any analyst or investor’s best attempt, the information flow on a deal by deal basis simply can not be granular enough to come to any real conclusion about these very protections, let alone knowing whether or not they exist in any specific deal.*” (Emphasis added).

205. The above statements by the Exchange Act Defendants were materially false and misleading because the Exchange Act Defendants misrepresented and/or failed to disclose that:

- a. In 2006 and thereafter, the quality of mortgages comprising Ambac's direct and derivative RMBS exposures declined because mortgage originators lowered their underwriting standards. (See ¶¶55-59; 76-79).
- b. Ambac had lowered its own underwriting standards to allow it to accept greater risk characteristics in RMBS exposures and in CDOs backed by RMBS. (See ¶¶76-91).
- c. As a result of Ambac's lower underwriting standards, the collateral supporting Ambac's RMBS-exposures showed negative trends in delinquencies and other key metrics. (See ¶¶111-133).
- e. Either Ambac conducted the surveillance it claimed, and the Exchange Act Defendants knew of these negative trends, or Ambac misrepresented its surveillance process. (See ¶¶97-105).
- f. Ambac's "proprietary model" to mark its CDS exposures ignored that the collateral underlying Ambac's exposures performed in line with the collateral comprising the pertinent market indices. (See ¶¶111-127).
- g. Ambac's financial statements for the quarter violated GAAP by materially misstating Ambac's assets and liabilities, net income and earnings per share, based on the failure to properly mark-to-market the true value of its CDS-related exposures, and to record sufficient reserves on RMBS. Had Ambac's financial statements for the quarterly period ended June 30, 2007 properly accounted for the mark-to-market write-down of \$2.716 billion, Ambac's reported net earnings would have declined from a reported profit of \$173 million to a loss of \$1.810 billion, and its earnings per diluted share would have declined from a reported profit of \$1.69 per share to a loss of \$17.65 per share. (See ¶¶134-145, 142).

E. Third Quarter 2007 Statements

1. The October 10, 2007 Press Release

206. After the close of the market on October 10, 2007, Ambac issued a press release announcing its "Estimate of Unrealized Market-to-Market Loss on Its Credit

Derivative Portfolio” for the third quarter. The press release sought to assure the market that any mark-to-market write-downs were contained and did not represent ultimate losses, but merely were caused by liquidity issues that would not affect Ambac, and that Ambac remained confident about its structured finance exposure. The press release disclosed that Ambac expected to take a \$743 million loss on its credit derivative portfolio and that Ambac “[e]xpected to report” a “loss provision of approximately \$20 million” for the quarter. Ambac expected to report a loss of \$3.43 per diluted share.

207. The press release quoted Defendant Genader as stating that despite “the turmoil in the structured finance markets,” which resulted in the mark-to-market loss, “I remain confident in our underwriting abilities, credit standards and the transactions we have insured.” The press release also quoted Defendant Leonard, stating that “Ambac does not view the current adjustments as predictive of future claims. . . . Indeed, the average internal credit rating of our derivative portfolio is AA+ at September 30, 2007 and based on our recent analysis of the portfolio, management believes that the potential for material paid claims is very low.” Investors and analysts credited these statements. On October 11, 2007, Ambac’s stock price rose \$2.84, from \$67.73 to \$70.57.

208. The financial commentary on Ambac’s October 10 disclosures was favorable. An October 11, 2007 Dow Jones article attributed the increase in Ambac’s stock price to the press release “calm[ing] concerns about the impact of the mortgage crisis on the company,” and an October 11, 2007 Morgan Stanley report concluded that, “[w]hile the size of the mark [to market] may cause a negative short-term market reaction, it does not change our fundamental view of the company.” An October 11, 2007 Bank of America analyst report stated: “[w]e view Ambac’s pre-announcement as a

net positive,” adding that *“It all comes down to underwriting standards and the bond insurers have a long and strong track record of high-quality underwriting with minimal losses as a percentage of par outstanding.”* (Emphasis added)

209. The above statements by the Exchange Act Defendants were materially false and misleading because the Exchange Act Defendants misrepresented and/or failed to disclose that:

- a. Defendant Genader omitted that Ambac had lowered its own underwriting standards in order to accept greater risk characteristics in RMBS exposures and in CDOs backed by RMBS, and that the collateral supporting Ambac’s RMBS-exposures showed negative trends in delinquencies and other key metrics. (See ¶¶76-91, 111-133).
- b. Contrary to Defendant Leonard’s statements, the reported mark-to-market write-down in fact was drastically lower than an appropriate write-down based upon the actual performance of Ambac’s CDS portfolio at that time, which would have reflected underlying collateral deterioration. (See ¶¶134-145).
- c. The widening of credit spreads and better pricing in mortgage-backed structured finance reflected growing risk and expected losses on RMBS-related instruments. The widening spreads in fact indicated that the value of Ambac’s pre-existing RMBS-related exposure was significantly declining, which would result in a mark-to-market loss and increased impairments and loss reserves in Ambac’s financial statements. (See ¶¶134-145, 259-307).
- d. Ambac’s financial statements for the quarter violated GAAP by materially misstating Ambac’s assets and liabilities, net income and earnings per share, based on the failure to properly mark-to-market the true value of its CDS-related exposures, and to record sufficient reserves on RMBS. Had Ambac’s financial statements for the quarterly period ended September 30, 2007 properly accounted for the mark-to-market write-down of \$8.923 billion, Ambac’s reported net earnings would have declined from a reported loss of \$361 million to a loss of \$6.314 billion, and its earnings per diluted share would have declined from a reported loss of \$3.53 per share to a loss of \$61.73 per share. (See ¶¶134-145, 143.)

2. The October 24, 2007 Press Release and Conference Call

210. On October 24, 2007, Ambac issued a press release announcing its third quarter 2007 financial results. Ambac reported a third quarter net loss of \$360.6 million, or \$3.51 per diluted share, which it attributed to the previously announced \$743 million loss on credit derivative exposures. Ambac's loss and loss expense reserve was \$278.7 million, an increase from \$255.8 million at the end of the prior quarter. The press release made several new disclosures, including that Ambac's case basis credit reserves increased from \$59.8 million from \$47.3 million at June 30, 2007 to \$107.1 million at September 30, 2007, and that the increase "relates primarily to two RMBS transactions that are underperforming original expectations."

211. During Ambac's conference call that day, Leonard again assured the investment community that Ambac's mark-to-market losses were transitory and did not represent a likelihood of future claims. Leonard added, "[s]ince all of our credit derivative transactions are performing and are rated internally above investment grade, no adjustment to operating earnings is considered necessary." Defendant Leonard reiterated that the mark-to-market write-down "*does not translate into expectations for claim payments*" and that "*we do not expect to pay any claims.*" (Emphasis added.)

212. Defendant Leonard then explained that the \$59.8 million increase in case base reserves was "primarily due to two recent HELOC transactions that are clearly underperforming our original expectations, and as a result, have been internally rated below investment grade." To allay investor concerns regarding Ambac's direct RMBS portfolio, Defendant Wallis assured investors that the two HELOCs were "idiosyncratic"

in terms of their structure and “very poor performance,” which “led to the very early loss.”

213. Defendant Leonard reinforced Ambac’s carefully crafted image of being safer than the market, holding higher quality exposures, and being able to weather the storm already hitting big banks which held some of the same RMBS securities Ambac was insuring and which served as Ambac’s CDS counterparties. Leonard highlighted that Ambac’s “below investment grade exposures remained flat during the quarter at \$4.7 billion; were less than 1% of our total portfolio” and that “even under these stressful conditions, most of our transactions are performing; remain rated within the investment grade category.... As always, we will continue to actively monitor these transactions, closely analyzing collateral performance and then consider structural protections available to us.”

214. Defendant Wallis also stated that, while Ambac did not expect “the tail event that we’re seeing today” “the good news is, and it is good news is that the portfolio can withstand that.” Even as to the CDO mezzanine deals for which Ambac issued CDS, Wallis assured that those deals retained an investment grade rating and that “[w]e are not in the habit of putting investment grade ratings on worthless securities.”

215. Analysts accepted Ambac’s statements about the performance of its CDO and RMBS exposures. For example, Bank of America on October 24, 2007 issued a report entitled, “In Our View, It’ll Be Worth the Ride.” The report accepted Ambac’s assurance that its portfolio should not be compared to the weak securities in the marketplace, reiterating the Company’s mantra: *“Underwriting discipline is the key to the divergence we expect to see between the performance of Ambac’s insured portfolio*

and the continued deterioration in the general marketplace.” (Emphasis added.) A Fox-Pitt report dated October 24, 2007 highlighted that “[t]he company indicated” that the two HELOC deals driving the increased loss reserves “were uncharacteristic of other deals..” and “[t]he Company stated that there are no other deals like these.” A William Blair analyst report concluded that the reserves for the two HELOC transactions were not “indicative of any specific problems within the HELOC segment.”

216. The above statements by the Exchange Act Defendants were designed to assure the market that Ambac’s RMBS-related direct and derivative exposures remained safe. Many investors and analysts credited these statements which were false and misleading because the Exchange Act Defendants misrepresented and/or failed to disclose that:

- a. Ambac had lowered its underwriting standards to allow it to accept greater risk characteristics in RMBS exposures and in CDOs backed by RMBS, and that the collateral supporting Ambac’s RMBS-exposures showed negative trends in delinquencies and other key metrics which were so severe as to require substantially higher loss reserves and mark-to-market write-downs. (See ¶¶76-91, 111-145, 259-307). Accordingly, Wallis’s statement that the two downgraded deals were “idiosyncratic” is false because those deals actually reflected a broad sample of the portfolio.
- b. Either Ambac conducted the surveillance it claimed, and the Exchange Act Defendants knew of these negative trends but did not disclose them, or Ambac misrepresented its surveillance process. (See ¶¶97-105).
- c. Ambac’s “proprietary model” to mark its CDS exposures ignored that the collateral underlying Ambac’s exposures performed in line with the collateral comprising the pertinent market indices. (See ¶¶111-127).
- d. Ambac’s financial statements for the quarter violated GAAP by materially misstating Ambac’s assets and liabilities, net income and earnings per share, based on the failure to properly mark-to-market the true value of its CDS-related exposures, and to record sufficient reserves on RMBS. Had Ambac’s financial statements for the quarterly period ended September 30, 2007 properly accounted for the mark-to-market write-down of \$8.923

billion, Ambac's reported net earnings would have declined from a reported loss of \$361 million to a loss of \$6,314 billion, and its earnings per diluted share would have declined from a reported loss of \$3.53 per share to a loss of \$61.73 per share. (See ¶¶134-145, 143)

3. The November 1, 2007 CNBC Interview

217. On November 1, 2007, Defendant Genader gave an interview on the floor of the New York Stock Exchange that was broadcast on CNBC. Genader stated that

First of all, we use our own ratings, and so we rate the transactions. All of them are Triple A. And how we actually dig into them is that we drill down. In the case of some of our transactions we will look at 15,000 individual [Cusips], we will then project current rates of loss, and future rates. We are very comfortable with that portfolio and our detailed analysis that we update every single month.

218. Defendant Genader also reassured the market that "there clearly is a disconnect between the value of our portfolio, which is in very good shape, versus what has happened in the stock price in the last couple of months;" that "[o]ur company is very solid and very safe;" and that Ambac's "stock price is definitely too low." Genader also stated that Ambac engages in "good selection and the initial underwriting" and "[g]ood modeling to ensure that you are dealing with the best possible issuers." Defendant Genader insisted that "[o]ur performance, as Ambac, is very different than the rest of the market."

219. The above statements were false and misleading because Genader misrepresented and/or failed to disclose that:

- a. After Ambac had lowered its own underwriting standards to allow it to accept greater risk characteristics in RMBS exposures and in CDOs backed by RMBS the collateral supporting Ambac's RMBS-exposures showed negative trends in delinquencies and other key metrics which were so severe as to require substantially higher reserves. (See ¶¶76-91, 111-145, 259-307).

- b. Either Ambac conducted the surveillance it claimed, and the Exchange Act Defendants knew of these negative trends but did not disclose them, or Ambac misrepresented its surveillance process. (See ¶¶97-105).
- c. Ambac's proprietary model used to mark its CDO exposures ignored that the collateral underlying Ambac's exposures performed in line with the collateral comprising the pertinent market indices. (See ¶¶111-127).

4. The November 6, 2007 Press Release

220. On November 2, 2007, Morgan Stanley issued a report that lowered the firm's ratings on the financial guarantee industry to "in-line" from "attractive" and raised concerns that additional losses at Ambac could force the Company to raise capital to protect its triple-A rating. The report openly questioned whether Ambac should be placing greater reliance on the ABX and TABX indices when marking its own CDS exposures.

221. Ambac attempted to refute the report in an extraordinary press release on November 6, 2007. The press release disputed the analyst's contention that Ambac's reported mark-to-market losses were too low compared to Merrill Lynch's recently disclosed write-downs on seemingly similar CDO exposures, stating, *inter alia*, that "[s]everal differences may exist between exposures contained in Ambac's portfolio and an investment bank's portfolio and therefore may influence the estimated mark of the different portfolios." These differences could include exposure to different vintages of mortgages, "the amount of first loss subordination and credit migration triggers present in a structure," and that "Ambac CDS contracts do not include collateral posting provisions, and are generally limited to payment shortfalls of interest and principal," which "have significant value, particularly in difficult markets." As to its mark-to-market valuation, Ambac also stated:

Ambac believes that only through rigorous analytics of the actual transaction and its attributes and protections, as well as performance to date and expected future performance of underlying collateral, will one obtain meaningful information on the potential for actual losses.

222. The above statements were materially false and misleading because, irrespective of Ambac's claims of potential differences between its and a typical investment banks' CDO exposures, in fact, the performance of the collateral in Ambac's CDO exposures was closely following the performance of the general market. Ambac's CDO exposures were not performing better, as Ambac suggested, but in fact were deteriorating just as rapidly. Accordingly, Ambac's mark-to-market losses were much higher than the losses it had reported at this time. (See ¶¶134-145). Ambac's statements were also false and misleading because, while Ambac suggested that "an unrealized loss may not result in an increased expectation of loss," in fact, Ambac's CDO exposures were deteriorating at a rate at which realized losses were virtually certain.

223. The November 6, 2007 press release disputed the analyst's assertion that "[w]e are increasing our CDO loss expectations for both Ambac and MBIA to reflect an updated tally of various market opinions about cumulative sub prime losses." The press release responded that:

It appears that the "various market opinions" referred to in the analyst's report relate to the 2006 and early 2007 vintage sub prime. ***It also appears that he is assuming that the Ambac ABS CDO book will reflect the performance of the ABX index of 2006 and 2007 vintage sub prime collateral and ignores the actual vintage diversification and asset quality triggers inherent in Ambac's book.*** (Emphasis added.)

224. This statement was materially false and misleading because, as set forth at ¶¶111-127, irrespective of Ambac's claims of potential differences between the collateral underlying its CDO exposures and that underlying the ABX indices, in fact, the collateral

in Ambac's CDO exposures was closely following the performance of the pertinent ABX indices' RMBS collateral. Accordingly, Ambac was required to take larger mark-to-market write-downs than it had to date. (See ¶¶134-145).

225. Ambac concluded its release by stating that "we have a rigorous and current review and rating process in place and we will react quickly as projected collateral performance changes."

226. This statement was materially false and misleading because Ambac had already seen significant collateral deterioration in its RMBS and CDO exposure but had not reacted accordingly or disclosed that deterioration.

5. The November 7, 2007 Conference Call

227. On November 7, 2007, Ambac held a public senior management conference call. The purpose of the call was to correct what Defendant Genader described as "a significant and painful [stock price] drop in the last few weeks that has been caused by a number of misperceptions about the industry in general and misperceptions about Ambac specifically.... I hope to be able to calm the stories and restore the faith in the credit underwriting skills and surveillance and remediation capabilities that this Company has displayed for more than 35 years." These "misperceptions" were, *inter alia*, that (1) "mark-to-market equals real losses," (2) "Ambac's insured portfolio mirrors the ABX," (3) "rating agencies are about to downgrade" Ambac, and that (4) Ambac's "\$14 billion capital is inadequate." Genader also stated that "Ambac underwrites to withstand stretched market conditions," and that he was "pleased with the results of our most recent drill-down analysis of our CDO squared portfolio" and "[o]ur track record of risk taking has been proven."

228. Defendant Leonard added that an “unrealized mark-to-market on an investment grade credit is not expected to result in a loss.” Defendant Wallis stated that Ambac was “giving our HELOC and closed-end second portfolios particular scrutiny,” and that the reserves Ambac took in the third quarter “encompass what we believe to be reasonable whole-life estimates of potential future claims, principally with regard to investment bank shelf HELOC transactions.” Wallis also assured investors that there were only “limited cases where we are experiencing issues such as those referenced above,” and that “[w]e will continue to take timely and appropriate internal rating and reserving actions as future performance and analysis dictates.”

229. The above statements by the Exchange Act Defendants were false and misleading because the Exchange Act Defendants misrepresented and/or failed to disclose that:

- a. After mortgage originators lowered their underwriting standards, Ambac had lowered its own underwriting standards to allow it to accept greater risk characteristics in RMBS exposures and in CDOs backed by RMBS, and the collateral supporting Ambac’s RMBS-exposures showed negative trends in delinquencies and other key metrics. This deterioration was so severe as to require substantially higher loss reserves and mark-to-market write-downs. (See ¶¶76-91, 111-145, 259-307).
- b. Leonard’s insistence that reported mark-to-market losses did not indicate realized losses omitted that the collateral underlying Ambac’s exposures performed in line with the collateral comprising the pertinent market indices. (See ¶¶111-127).
- c. Wallis’s assurances about Ambac’s HELOC and CES exposures falsely omitted that the weaker characteristics and poor performance extended far beyond the two deals giving rise to the disclosed reserve increases. (See ¶¶128-133, 293-307).
- d. Ambac’s CDO exposures were deteriorating rapidly, and Ambac’s mark-to-market and likely credit losses were much higher than the losses it had reported at this time. (See ¶¶134-145).

- e. Due to the real and dramatic deterioration in the underlying assets of Ambac's RMBS-related portfolio, Ambac's \$14 billion capital was inadequate and, accordingly, Ambac was in danger of losing and ultimately did lose its AAA rating from all three rating agencies. (See ¶¶111-145, 259-307.)

6. The Third Quarter 2007 Form 10-Q

230. On November 9, 2007, Ambac filed with the SEC its Form 10-Q for the quarter ended September 30 2007 (the "3Q07 Form 10-Q"). The 3Q07 Form 10-Q was signed by Defendant Leonard and included as exhibits Sarbanes-Oxley Certifications signed by Defendants Genader and Leonard that made the representations set forth at ¶150.

231. The 3Q07 Form 10-Q represented that Ambac's consolidated unaudited interim financial statements were prepared on the basis of GAAP. The 3Q07 Form 10-Q reported the same reserves, mark-to-market adjustments, net earnings and net earnings per share, as reported in the October 24, 2007 press release, as set forth in ¶210.

232. The 3Q07 Form 10-Q disclosed active credit reserves of \$166.7 million and case base reserves of \$822.1 million at September 30, 2007, with the increase in case base reserves attributed to the default of several mortgage-backed transactions. Like Ambac's prior Form 10-Q's, the 3Q07 Form 10-Q touted Ambac's establishment of active credit reserves using "historical default information" and "internally developed loss severity assumptions", and Ambac's "active surveillance" to identify "adversely classified" credits quoted. The 3Q07 Form 10-Q also repeated the statements in the 2Q07 Form 10-Q that (1) "Loss severity estimates are based upon available evidence" and (2) "Ambac's exposure to CDOs in its classified credit portfolio is currently limited."

233. The above statements were materially false and misleading for the reasons set forth in ¶216, above.

7. The November 13, 2007 Form 8-K

234. On November 13, 2007, Ambac filed with the SEC a Form 8-K that contained “Frequently Asked Questions” (“FAQs”) that were originally posted on Ambac’s website on November 9, 2007. The FAQs represented that:

Ambac does not rely on the agencies in either approving transactions or assigning internal ratings to the deals it approves. ***We conduct our own independent analysis of each transaction and the transaction is reviewed by one of our respective Senior Credit Committees pursuant to our credit process and policies.*** The Committee also evaluates the recommended rating for the transaction at that time. Closed transactions are analyzed by our Portfolio Risk Management Group; and our original internal ratings are confirmed or revised, as appropriate. (Emphasis added.)

235. The FAQs also stated that and that, “absent any real credit losses, any MTM adjustments will reverse over time” and that “[i]n fact, Ambac is not a proxy for the mortgage market: we are not a mortgage guarantor, ***we did not wrap any of the deals on the ABX index*** and we have wrapped only a fraction of the hundreds of deals that have been downgraded by S&P, Moody’s and Fitch.” With respect to Ambac’s RMBS underwriting, the FAQs represented that Ambac’s subprime RMBS exposure “has steadily decreased . . . [as] a result of Ambac having been very selective in underwriting new direct RMBS exposure in the last two years.” (Emphasis added.)

236. The FAQs also represented that “[o]f the \$18.2Bn of HELOC and Closed End Seconds, over 91% ha[ve] performed within our expectations and [are] currently rated by AMBAC at or above the assigned ratings given at the time the transactions

closed” and that “Ambac believes that the risk of loss [for its mezzanine CDO exposures] remains at an investment grade level.”

237. The above statements were materially false and misleading because the Exchange Act Defendants misrepresented and/or failed to disclose that:

- a. After mortgage originators lowered their underwriting standards, Ambac had lowered its own underwriting standards to allow it to accept greater risk characteristics in RMBS exposures and in CDOs backed by RMBS, and the collateral supporting Ambac’s RMBS-exposures showed negative trends in delinquencies and other key metrics. This deterioration was so severe as to require substantially higher loss reserves and mark-to-market write-downs. (See ¶¶71-91, 111-145, 259-307.)
- b. Notwithstanding Ambac’s claim that it “did not wrap any of the deals on the ABX index,” in fact, about two-thirds of those deals were included in Ambac’s CDO exposures. (See ¶121.)
- c. Ambac’s insistence that reported mark-to-market losses did not indicate realized losses omitted that the collateral underlying Ambac’s exposures performed in line with the collateral comprising the pertinent market indices. Ambac’s CDO exposures were deteriorating rapidly, and Ambac’s mark-to-market and likely credit losses were much higher than the losses it had reported at this time. (See ¶¶111-127, 134-145.)
- d. Ambac’s HELOC and closed-end second portfolios in fact were experiencing substantial deterioration, and the problems in those portfolios were not limited as Ambac suggested. Nor had Ambac engaged in the “very selective underwriting” of its RMBS direct exposures that it claimed. (See ¶¶76-91, 128-133.)
- e. Either Ambac conducted the surveillance it claimed, and the Exchange Act Defendants knew of these negative trends, or Ambac misrepresented its surveillance process. (See ¶¶97-105.)

8. The November 27, 2007 Banc of America Conference

238. On November 27, 2007, Defendants Leonard and Wallis spoke at a Banc of America Bond Insurance Mini-Conference. Leonard stated that Ambac’s “business model is investment grade underwriting.”

239. Defendant Wallis was also asked “What’s going on in the high-yield collateralized CDOs? ... And are you going to disclose anything about what you’re seeing there?” In response, Wallis reassured investors that “*they’re performing just fine. We’re not anticipating losses in that portfolio.*” (Emphasis added.) He also reassured investors that, with respect to CDOs, “in relation to the physical payment of cash.... we don't anticipate that.”

240. The above statements were materially false and misleading because the Exchange Act Defendants misrepresented and/or failed to disclose that:

- a. Ambac had lowered its own underwriting standards to allow it to accept greater risk characteristics in various second-lien RMBS exposures and in CDOs backed by RMBS. (See ¶¶76-91.)
- b. As a result of Ambac’s lower underwriting standards, the collateral supporting Ambac’s RMBS-exposures and CDOs backed by RMBS showed negative trends in delinquencies and other key metrics. (See ¶¶111-133.)
- c. While Wallis stated that Ambac would make no payments on its high grade CDO exposures, in fact, the underlying RMBS collateral in Ambac’s CDO exposures was deteriorating at a rate at which actual losses were likely. (See ¶¶111-127, 134-145.)

9. The November 28, 2007 Friedman Billings Conference

241. On November 28, 2007, Defendant Genader gave a presentation at a Friedman Billings Capital Markets Investor Conference. Defendant Genader stated that “mark-to-market” is an issue that does not impact Ambac’s business operations. He also stated that “[o]ur transactions do not replicate the ABX Index,” and that “this [the ABX] is not Ambac.” With respect to the performance of Ambac’s HELOC portfolios, Genader stated that “[w]e’ve learned that the bank-originated shelves perform better than

the investment-bank originated shelves,” and that “[o]ur two deals that we took reserves on were investment-bank shelves in the HELOC sector.”

242. The above statements were materially false and misleading because Genader misrepresented and/or failed to disclose that:

- a. The performance of the collateral in Ambac’s CDO exposures was closely following the performance of the general market indices; Ambac’s CDO exposures were not performing better, as Ambac was suggesting, but in fact, were deteriorating just as rapidly; and Ambac’s mark-to-market and likely credit losses were much higher than the losses it had reported at this time. (See ¶¶111-127, 134-145.)
- b. Ambac’s RMBS-related portfolio experienced significant deterioration requiring massive mark-to-market losses and increased reserves, and the weak underwriting characteristics and deterioration evident in Ambac’s RMBS portfolio went far beyond the two HELOC investment bank transactions identified to date. (See ¶¶111-145, 259-307.)

F. Fourth Quarter 2007 Statements

1. The December 27, 2007 Form 8-K

243. On December 27, 2007, Ambac filed with the SEC a Form 8-K that contained “Frequently Asked Questions” that were originally posted on Ambac’s website on December 20 and 26, 2007. The FAQs included the same statements that were made in Ambac’s November 13, 2007 FAQs quoted in ¶¶234-235 regarding, in part, Ambac’s underwriting and surveillance activities; Ambac’s mark-to-market adjustments; Ambac not being “a “proxy for the mortgage market;” and Ambac’s “selective” RMBS underwriting. Ambac also asserted that it

does not rely on the agencies in either approving transactions or assigning internal ratings to the deals it approves. We conduct our own independent analysis of each transaction and the transaction is reviewed by one of our respective Senior Credit Committees pursuant to our credit process and policies. The Committee also evaluates the recommended rating for the transaction at that time. Closed transactions are analyzed by our Portfolio

Risk Management Group; and our original internal ratings are confirmed or revised, as appropriate.

244. The above statements were materially false and misleading for the same reasons set forth in ¶237.

2. The January 16, 2008 Press Release

245. On January 16, 2008, Ambac issued a press release in which it announced, *inter alia*, that it was cutting its dividend, had replaced Defendant Genader with Callen as interim CEO, and estimated a \$5.4 billion mark-to-market loss on its credit derivative portfolio for the quarter, including a \$1.1 billion credit impairment. The press release also stated that Ambac expected to report a net loss “of up to \$32.83” for the quarter.

246. The press release disclosed that the loss was due to Ambac’s “fourth quarter fair value review of its outstanding credit derivative contracts,” and that, outside of the \$1.1 billion credit impairment charge taken by Ambac, “*Ambac continues to believe that the balance of the mark-to-market losses taken to date are not predictive of future claims*” and that, in the absence of further credit impairment, the cumulative marks would be expected to reverse over the remaining life of the insured transactions.” (Emphasis added.) The press release also disclosed that Ambac expected to report a \$143 million pre-tax loss provision “relates primarily to underperforming home equity line of credit and closed-end second lien RMBS securitizations.”

247. The press release was materially false and misleading because the Exchange Act Defendants misrepresented and/or failed to disclose that:

- a. The performance of the collateral in Ambac’s CDO exposures was closely following the performance of the general market indices; Ambac’s CDO exposures were not performing better, as Ambac was suggesting, but in fact were deteriorating just as rapidly, and Ambac’s mark-to-market and

likely credit losses were much higher than the losses it had reported at this time. (See ¶¶111-127, 134-145.)

- b. The reserves and impairment charges that Ambac took were materially deficient in relation to the size of Ambac's RMBS and CDO exposures. Ambac's total reserves were only approximately 1% of Ambac's overall RMBS exposure, and Ambac's \$1.1 billion impairment charge represented less than 4% of Ambac's \$29+ billion exposure to RMBS-backed CDOs – at a time when the underlying collateral performance continued to deteriorate rapidly. (See ¶¶134-145, 259-307.)
- c. Ambac's reported write-down as of December 31, 2007, of only \$5.4 billion, was materially lower than an appropriate write-down based upon the actual performance of Ambac's CDS portfolio at that time, which would have reflected underlying collateral deterioration. Thus, for the entire year of 2007, Ambac only took a total of approximately \$6.1 billion write-down on its CDO of RMBS. Ambac was required by GAAP and SFAS 133 to write-down at least \$17 billion for the year end December 31, 2007 relating to its CDS on CDO of ABS from 2006-2007. Had Ambac's financial statements for the year ended December 31, 2007 properly accounted for the mark-to-market write-down, Ambac's reported net earnings for the year would have declined from a reported loss of \$3.24 billion to a loss of \$10.45 billion, and its earnings per diluted share would have declined from a reported loss of up to \$32.83 per share to a loss of \$101.57 per share. (See ¶¶134-145, 145.)
- d. Due to the undisclosed dramatic deterioration in the underlying assets of Ambac's direct RMBS exposure, Ambac's reserves for the quarter were materially understated, and Ambac's net assets and liabilities, income and income per share were materially overstated. (See ¶¶128-133, 293-307.)

3. The January 22, 2008 Press Release and Conference Call

248. On January 22, 2008, Ambac issued a press release announcing its fourth quarter 2007 financial results. For the quarter, Ambac reported a net loss of \$3.25 billion, or \$31.85 per share. Financial guarantee net mark-to-market losses on credit derivatives contracts were \$5.2 billion, including an estimated credit impairment of \$1.1 billion. Ambac's loss and loss expense reserve was \$484.3 million, an increase from \$255.8 million at the end of the prior quarter.

249. The press release quoted Michael Callen, Ambac's CEO after Genader's resignation, stating that "[w]e view the current perceptions of Ambac's business by both the market and ratings agencies as underestimating Ambac's strengths and future potential" and that "we believe that Ambac can realize new business opportunities in our core markets and through reinsurance while we strengthen our capital position further to maintain our triple-A ratings under S&P and Moody's and seek to regain it under Fitch." The press release also stated that "management remains confident that Ambac's capital position and claims paying ability remain strong. Management is equally confident in Ambac's insured portfolio and the Company's ability to support policyholder liabilities."

250. The press release disclosed that Ambac's Active Credit Reserves "increased by \$196.7 million during the quarter, from \$166.7 million at September 30, 2007 to \$363.4 million at December 31, 2007," and that "[t]he increase was driven by unfavorable credit activity within the home equity line of credit and closed-end second lien RMBS portfolio, partially offset by favorable credit activity within the public finance portfolio."

251. During Ambac's conference call that day, Callen stated that "[t]he loss estimates incorporated into Ambac's stock price today and loss assumptions supporting various models cited in the market are very disparate and drastic; and personally, I cannot find the logic underlying these assumptions." Also, Defendant Leonard continued to assure the market that: "Ambac continues to believe that the balance of the mark-to-market losses taken to date are not predictive of future claims, and that in the absence of further credit impairment, that the cumulative marks would be expected to reverse over the remaining life of the insured transactions." In response to an analyst question,

Defendant Leonard also stated that Ambac had “obviously analyzed the portfolio very thoroughly” and that “while we do have some impairment and that has been a confidence type issue, we are confident in what we have done.”

252. The above statements were materially false and misleading because the Exchange Act Defendants misrepresented and/or failed to disclose that:

- a. Contrary to Callen’s statements that the current market perceptions were “underestimating Ambac’s strengths and future potential” and that Ambac could “strengthen our capital position further to maintain our triple-A ratings,” in fact, Ambac was in a precarious financial position. The reserves and impairment charges that Ambac took were materially deficient in relation to the size of Ambac’s RMBS and CDO exposures. Ambac’s total reserves were only approximately 1% of Ambac’s overall RMBS exposure, and Ambac’s \$1.1 billion impairment charge represented less than 4% of Ambac’s \$29+ billion exposure to RMBS- backed CDOs – at a time when the underlying collateral performance continued to deteriorate rapidly. (See ¶¶111-145, 259-307).
- b. Callen’s critique of the “loss assumptions” supporting various models cited in the market hid the breadth of the actual deterioration of the collateral supporting Ambac’s RMBS-exposures and CDOs backed by RMBS. (See ¶¶111-145, 259-307).
- c. The reported write-down in fact was drastically lower than an appropriate write-down based upon the actual performance of Ambac’s CDO exposure at that time, which would have reflected underlying collateral deterioration. (See ¶¶134-145). Ambac’s mark-to-market and likely credit losses were much higher than the losses it had reported at this time. (See ¶¶111-145, 259-307).

4. Ambac’s 2007 Form 10-K

253. On February 29, 2008, Ambac filed with the SEC its Form 10-K for the year ended December 31, 2007 (the “2007 Form 10-K”). The 2007 Form 10-K was signed by Defendant Leonard and included as exhibits Sarbanes-Oxley Certifications signed by Defendant Leonard. These Certifications made the identical representations set forth at ¶150, *supra*. The 2007 Form 10-K also contained the same representation that

the Consolidated Financial Statement were prepared in accordance with GAAP as in the 2006 Form 10-K.

254. The 2007 Form 10-K reported the same reserves, mark-to-market adjustments, credit impairment, net earnings and net earnings per share, as reported in the January 22, 2008 press release, as set forth in ¶248, *supra*.

255. The above statements because the Exchange Act Defendants misrepresented and/or failed to disclose that:

- a. The reserves and impairment charges that Ambac took were materially deficient in relation to the size of Ambac's RMBS and CDO exposures. Ambac's total reserves were only approximately 1% of Ambac's overall RMBS exposure, and Ambac's \$1.1 billion impairment charge represented less than 4% of Ambac's \$29+ billion exposure to RMBS-backed CDOs – at a time when the underlying collateral performance continued to deteriorate rapidly. (See ¶¶111-145, 259-307).
- b. After mortgage originators lowered their underwriting standards, Ambac lowered its own underwriting standards to allow it to accept greater risk characteristics in RMBS exposures and in CDOs backed by RMBS. (See ¶¶76-91).
- c. As a result of Ambac's lower underwriting standards, the collateral supporting Ambac's RMBS-exposures and CDOs backed by RMBS showed severely negative trends in delinquencies and other key metrics. (See ¶¶111-133).
- d. The reported write-down in fact was drastically lower than an appropriate write-down based upon the actual performance of Ambac's CDO portfolio at that time, which would have reflected underlying collateral deterioration (see ¶¶ 134-145, *supra*). Ambac's mark-to-market and likely credit losses were much higher than the losses it had reported at this time. (See ¶¶134-145, 259-307).
- e. Ambac's financial statements for the year ended December 31, 2007 violated GAAP by materially misstating Ambac's assets and liabilities, net income and income per share, based on the failure to properly mark-to-market the true value of its CDS-related exposures, and to record sufficient reserves on its direct RMBS exposures. Instead of reporting a loss of \$3.24 billion, Ambac should have reported a loss of \$10.45 billion for the year 2007. (See ¶¶134-145, 145).

5. The March 14, 2008 Chairman's Letter

256. On March 14, 2008, Ambac issued a letter by Michael Callen to Ambac's "policyholders, clients, shareholders and friends." The letter represented that:

Ambac has over \$15 billion of claims-paying resources, sufficient to meet Moody's and S&P's criteria to retain a triple-A rating. Additionally, our capital base will build further as other judicious capital strengthening actions are implemented.

257. The letter also asserted that:

-- *Loss projections that you read and hear about are simply that - projections. They are based on limited data and the numbers that get the headlines are stress case losses, not expected losses.* We remain confident that Ambac will weather the storm. With over \$15 billion in claims-paying resources behind all we do, no investor in an Ambac-insured security should worry that they will miss a principal or interest payment.

-- *Ambac never considered a "bailout." Bailouts are for firms that are facing insolvency....*

-- *Lost amidst all the noise and market volatility is the simple fact that most of Ambac's insurance portfolio is performing strongly. The issues in Ambac's portfolio arise largely from four transactions, the "CDO-squareds," that account for the vast majority of our potential losses.* (Emphasis added.)

258. These statements were materially false and misleading because the Exchange Act Defendants misrepresented and/or failed to disclose that:

- a. Contrary to Callen's statements that Ambac had sufficient claims-paying resources "sufficient to retain a triple-A rating" and that Ambac was not facing "insolvency," Ambac in fact was in a precarious financial position. The reserves and impairment charges that Ambac took were materially deficient in relation to the size of Ambac's RMBS and CDO exposures. Ambac's total reserves were only approximately 1% of Ambac's overall RMBS exposure, and Ambac's \$1.1 billion impairment charge represented less than 4% of Ambac's \$29+ billion exposure to RMBS-backed CDOs – at a time when the underlying collateral performance continued to deteriorate rapidly. (See ¶¶134-145, 259-307).

- b. Ambac's insurance portfolio was not "performing strongly" and the "issues" were not confined to four CDOs. As Ambac later conceded on its April 23, 2008 conference call and thereafter, the "issues" spilled over to numerous closed-end seconds and HELOC transactions – on which Ambac began incurring substantial reserves – as well as Ambac's "high-grade" CDOs backed by RMBS. (See ¶¶111-145, 259-307).

VII. AMBAC'S FINANCIAL STATEMENTS VIOLATED GAAP

259. The Exchange Act Defendants made numerous untrue statements of material fact and omitted to state material facts necessary to make Ambac's reported financial results not misleading. The Exchange Act Defendants caused the Company to falsely report its position and results of operations for the year ended December 31, 2006 and December 31, 2007, and interim financial statements for the quarterly periods ended March 30, 2007, June 30, 2007, and September 30, 2007 by, among other things, overstating assets and net earnings, understating liabilities, failing to disclose negative trends, failing to fairly mark-to-market the value of its CDS on CDOs, and failing to take required loss reserves on its direct RMBS exposures.

260. Generally Accepted Accounting Principles ("GAAP") are those principles recognized by the accounting profession as the conventions, rules and procedures necessary to define accepted accounting practices at a particular time. The SEC has the statutory authority for the promulgation of GAAP for public companies and has delegated that authority to the Financial Accounting Standards Board ("FASB"). SEC Regulation S-X (17 C.F.R. § 210.4-01(a)(1)) provides that financial statements filed with the SEC which are not presented in accordance with GAAP will be presumed to be misleading, despite footnotes or other disclosures. SEC Regulation S-X (17 C.F.R. § 210.10-01(a)(5)) also requires that interim financial statements comply with GAAP and "shall

include disclosures either on the face of the financial statements or in accompanying footnotes sufficient so as to make the interim information presented not misleading.”

261. GAAP consists of a hierarchy of authoritative literature. The highest priority is comprised of FASB Statements of Financial Accounting Standards (“SFAS”). Other sources to be used for financial reporting include FASB Interpretations (“FIN”), Accounting Principles Board Opinions (“APB”), and AICPA Auditing Standards (“AU”) and Statements of Position (“SOP”). GAAP provides other authoritative pronouncements including, among others, the FASB Concept Statements (“FASCON”), which provide a framework for the standard process for reporting transactions that are not specifically addressed by an existing accounting standard.

262. The responsibility for preparing the financial statements in conformity with GAAP rests with the company’s management, as, for example, set forth in AU 110:03:

The financial statements are management’s responsibility . . . Management is responsible for adopting sound accounting policies and for establishing and maintaining internal controls that will, among other things, initiate, authorize, record, process, and report transactions (as well as events and conditions) consistent with management’s assertions embodied in the financial statements. The entity’s transactions and the related assets, liabilities, and equity are within the direct knowledge and control of management. . . . ***Thus, the fair presentation of financial statements in conformity with generally accepted accounting principles is an implicit and integral part of management’s responsibility.*** (Footnote omitted, emphasis added.)

263. As set forth herein, Ambac’s relevant financial statements presented the Company’s financial position and results of operations in a manner which, among other things, also violated the following accounting concepts, requiring that a Company’s financial reporting provide information:

- a. that is useful to present and potential investors and creditors and other users in making rational investment, credit and similar decisions (FASCON 1 ¶34);
- b. about the economic resources of an enterprise, the claims to those resources, and the effects of transactions, events, and circumstances that change resources and claims to those resources (FASCON 1 ¶40);
- c. that represents what it purports to represent. That information should be reliable as well as relevant is a notion that is central to accounting (FASCON 2 ¶¶58-59);
- d. that is complete, which means that nothing material is left out of the information that may be necessary to ensure that it validly represents underlying events and conditions (FASCON 2 ¶79);
- e. is verifiable in that it provides a significant degree of assurance that accounting measures represent what they purport to represent (FASCON 2 ¶81); and
- f. the principle that conservatism be used as a prudent reaction to uncertainty to try to ensure that uncertainties and risk inherent in business situations are adequately considered. (FASCON 2 ¶¶95, 97).

264. Financial guarantees on the various RMBS and CDOs directly insured by Ambac are accounted for differently under GAAP than credit default swap derivatives. CDS transactions are considered to be credit derivatives, and are accounted for at fair value and require changes in fair value to be recognized currently in earnings under SFAS 133, *Accounting for Derivative Instruments and Hedging Activities*, and SFAS 107, *Disclosures About Fair Value of Financial Instruments*, with additional guidance from FIN 45, *Guarantor's Accounting and Disclosure Requirements for Guarantees, Including Indirect Guarantees of Indebtedness of Others*. Direct financial guarantees on RMBS and CDOs are recognized as insurance contracts under SFAS 60, *Accounting and Reporting by Insurance Enterprises*, and are largely accounted for as loss contingencies

under SFAS 5, *Accounting for Contingencies*. FASB Statement of Position (“SOP”) 94-6, *Disclosure of Certain Significant Risks and Uncertainties*, FASB Staff Position (“FSB”) SOP 94-6-1, as discussed above in ¶¶301-307, augment both SFAS 60 and SFAS 5 accounting requirements.

265. As explained herein, Ambac failed to properly account for the Company’s derivative exposure to CDS by failing to properly mark their fair value to the market, in clear violation of SFAS 133. Additionally, Ambac failed to make adequate loss reserve disclosures for its billions of dollars of direct RMBS and CDO exposure.

A. Ambac’s GAAP Violations

1. Ambac Violated SEC Item 303 by Failing to Disclose Negative Trends

266. Item 303 of Regulation S-K, *Management’s Discussion and Analysis (MD&A) of Financial Condition and Results of Operations*, specifically requires MD&A disclosures regarding Ambac’s liquidity, capital resources, results of operations and contractual obligations, among other things. Regulation S-K, Item 303(a) requires the identification of “any known trends or any known demands, commitments, events or uncertainties that will result in or that are reasonably likely to result in the registrant’s liquidity increasing or decreasing in any material way;” “any known material trends, favorable or unfavorable, in the registrant’s capital resources;” and “any known trends or uncertainties that have had or that the registrant reasonably expects will have a material favorable or unfavorable impact on net sales or revenues or income from continuing operation.”

267. Ambac was required by Item 303, from the fourth quarter of 2006 forward, to, *at the very least*, disclose how and why the known trends in the housing market and interest rate environment created serious risk to Ambac’s financial condition. As set forth herein, the Exchange Act Defendants (a) knew but did not disclose that the underwriting standards of the mortgage originators whose loans comprised the collateral for Ambac’s RMBS had weakened precipitously by mid-2006 (§§76-77); (b) secretly changed Ambac’s own direct RMBS underwriting guidelines to abandon a loan-by-loan analysis of mortgage pools included in its RMBS, thus allowing the Company to guarantee the riskier mortgage loans passing through the originators’ weakened standards (§§78-91); and (c) failed to properly acknowledge or account for the impact of the declining housing market, rising interest rates, and observed reference collateral deterioration on Ambac’s direct RMBS and CDOs, and on Ambac’s credit default swaps against CDOs of RMBS (§§111-145, 259-307).

268. These trends were reasonably likely to have a pronounced effect on the value of Ambac’s direct RMBS and CDOs backed in part by RMBS. Accordingly, Item 303 required, *at the very least*, disclosure by Ambac of the “known trends” affecting its exposure to the housing market, its capital cushion, and its financial position generally.

2. Ambac’s Violated SFAS 133 and SFAS 107 By Failing To Mark Its CDO Exposures To Market

269. As described herein, Ambac violated SFAS 133 by failing to mark its CDS of CDO exposure in a manner reflecting the actual performance and declining market value of those securities. Ambac’s “proprietary model” produced values divorced from the prevailing market indices – in this case, the ABX and TABX indices. By

ignoring both actual market prices and the relevant market indices in favor of an undisclosed proprietary model that bore no resemblance to either the prevailing market prices or market indices, Ambac's mark-to-market valuations were false, misleading, and in violation of GAAP, SFAS 133, SFAS 107 and FIN 45.

270. In order to meet the peculiar financial reporting and capital management needs of Wall Street investment banks, when Ambac insured CDOs backed largely by residential mortgage securities, it did so primarily by writing complex derivative contracts rather than employing its historical practice of writing true insurance contracts. According to its 2007 10-K:

Ambac's exposure to derivative instruments is created through interest rate, currency, total return and credit default swaps. These contracts are accounted for at fair value under SFAS 133 "Accounting for Derivative Instruments and Certain Hedging Activities," as amended ("SFAS 133").

271. The cornerstone of SFAS 133 is that it "requires that an entity recognize all derivatives as either assets or liabilities in the statement of financial position and measure those instruments *at fair value*." See SFAS 133, Summary (emphasis added). SFAS 133 was intended to give investors and analysts much greater clarity about the use of derivatives and the effectiveness (and ineffectiveness) of a company's hedging activities, which are governed by SFAS 60 and 5, as discussed below.

272. CDS are classified as "Derivative Liabilities" on Ambac's balance sheet. CDS are typically considered derivative contracts because they "derive" their value from underlying assets, including, of particular import in this case, RMBS. The price of a swap is set by the expected likelihood of a default and the probable amount of the loss, or the "loss severity." The "value" of the swap is the difference between the premiums the

issuer/seller will receive and the likely default payments it will make. As the amount of the anticipated default payments increases, the value of the swap decreases. Basically, as asset-backed security prices (including CDOs) rise or fall, CDS prices will conversely fall or rise in the opposite direction.

273. Therefore, if Ambac issued a CDS at a time when market spreads on the underlying reference collateral – the CDO at issue – were high, but subsequent events made the market take a more optimistic view of the CDO’s performance, narrowing the credit spreads, Ambac was able to book income statement gains from this spread movement. In effect, the insurance it was offering would be “wasted” if the underlying CDO proved healthier than expected when the counterparty purchased the insurance. Insurers profit when insurance goes wasted. On the other hand, if the expected performance of the CDO deteriorated after Ambac wrote its CDS against it, then Ambac was required by SFAS 133 to take write-downs based on the increased chance it would have to perform on its obligation.

274. Mark-to-market gains and losses are recognized on Ambac’s financial statements in an account called “Net Mark-to-Market (Losses) Gains on Credit Derivative Contracts,” which represents the portion of mark-to-market gains/losses directly related to credit derivatives.

275. SFAS 107, as amended by SFAS 133, requires a company to “disclose, either in the body of the financial statements or in the accompanying notes, the fair value of financial instruments for which it is practicable to estimate that value.”

276. Both SFAS 107 and SFAS 133 contained similar market-driven definitions of fair value before being subsumed by SFAS 157, *Fair Value Measurements*,

a Statement issued in September 2006 (although not mandatorily adopted until November 2007), that defined fair value and provided a standardized framework for determining fair value as follows:

[F]air value is a market-based measurement, not an entity-specific measurement. Therefore, a fair value measurement should be determined based on the assumptions that market participants would use in pricing the asset or liability. (Emphasis added.)

277. In addition to the requirements of SFAS 107 and 133, Ambac was required to make disclosures in accordance with FIN 45 with regard to its SFAS 133 derivative portfolio. FIN 45 elaborates on the disclosures to be made by a guarantor in its interim and annual financial statements about its obligations under certain guarantees that it has issued. It also clarifies that a guarantor is required to recognize, at the inception of a guarantee, a liability for the fair value of the obligation undertaken in issuing the guarantee. Even “if the likelihood of the guarantor’s having to make any payments under the guarantee is remote,” FIN 45, ¶13 specifically required Ambac to disclose, among other things, “The nature of the guarantee, including the approximate terms of the guarantee, how the guarantee arose, and the events and circumstances that would require the guarantor to perform under the guarantee.” FIN 45 also required disclosure of:

- a. The current carrying amount of the liability, if any, for the guarantor’s obligation obligations under the guarantee (including the amount, if any, recognized under paragraph 8 of Statement 5), regardless of whether the guarantee is freestanding or embedded in another contract.
- b. The nature of (1) any recourse provisions that would enable the guarantor to recover from third parties any of the amounts paid under the guarantee and (2) any assets held either as collateral by third parties that, upon the occurrence

of any triggering event or condition under the guarantee, the guarantor can obtain and liquidate to recover all or a portion of the amounts paid under the guarantee. The guarantor shall indicate, if estimable, the approximate extent to which the proceeds from liquidation of those assets would be expected to cover the maximum potential amount of future payments under the guarantee.

278. These rules for establishing fair value are clear. First, use market prices when available. If no market prices are available, use the best available proxy for the way market participants would price the asset or liability, as the case may be. As set forth below, Ambac failed to comply with GAAP in determining fair value.

279. Throughout the Class Period, Ambac failed to comply with SFAS 133, SFAS 107, and FIN 45, because it disregarded the governing relationship between fair value and direct or strongly indicative existing market valuations by refusing to mark its billions of dollars of CDS exposure in relationship with the pertinent market indicator – the TABX – or even to provide an estimate of its CDS fair value losses, as secondarily required by SFAS 133.

280. According to its 2007 Form 10-K, Ambac's fair value amounts represent "the net present value of the difference between the fees Ambac originally charged for the credit protection and our estimate of the fees that a comparable financial guarantor may charge for the same protection at the balance sheet date." In order to determine the current pricing of a CDS on the same underlying security, Ambac used a proprietary model. Investors were forced to accept the validity of Ambac's "mark-to-model" reporting because of the lack of transparency into these models. The Exchange Act Defendants justified use of Ambac's proprietary model through their insistence that

Ambac's CDO instruments were of higher quality than the market, and as having little relation to perceived market fluctuations.

281. Ambac insiders who used the valuation model confirmed that senior management controlled the process. CW 5 explained that Defendant Leonard had final oversight and approval of Ambac's mark-to-model reporting. CW 5 also said that Ambac's culture of aggressively driving premium revenues contributed to a general hesitance to write-down losses on exposures. By devising a model that did not correlate to the relevant market indicators, Ambac avoided the write-down of billions of dollars of exposure throughout 2007.

282. As set forth in ¶¶111-127 above, Lead Plaintiffs have shown that the collateral performance of the relevant ABX and TABX indices were so similar to Ambac's underlying CDO collateral that they were more than adequate market proxies. In fact, the underlying collateral of Ambac's representative CDOs moved in tandem with the ABX and TABX underlying collateral. Yet Ambac repeatedly and falsely stated that its CDOs performed better than the ABX and TABX indices, and therefore avoided reporting reliable mark-to-market losses in relation to the declines in the TABX for similarly senior CDS instruments.

283. In fact, using the collateral comprising the most senior attachment point in the TABX as a reference point, Ambac should have written down \$2.068 billion of its exposure in the first quarter of 2007, \$2.716 billion in the second quarter, \$8.923 billion by the third quarter, and \$3.6 billion for the fourth quarter. Ambac's reported mark-to-market write-downs were \$5.1 million in Q1, \$56.8 million in Q2, \$743 million in Q3, and \$5.4 billion in Q4 or a total of approximately \$6.204 billion for the entire year. Yet,

as Lead Plaintiffs' analysis demonstrates that Ambac should have taken mark-to-market write-downs of \$17.3 billion for the year-ended December 31, 2007.

284. Ironically, the problem with Ambac's reporting was only discovered because Wall Street investment banks holding similar exposures began to report their own massive write-downs in the fall of 2007.

285. As of the end of the third quarter of 2007, Ambac's exposure to CDO of ABS, including CDO-squareds, was \$29.2 billion. Thus, the \$743 million mark-to-market adjustment announced on October 10, 2007 represented just 2.5% of Ambac's exposure to CDO of ABS. Isolating the \$529 million of this write-down that Ambac attributed to its portfolio of CDOs based on ABS, the total charge represented just 1.8% of the total exposure. This percentage write-down is *vastly smaller* than what other holders of similar securities were taking at the same time period. Morgan Stanley analyst Ken Zerbe's opening question during an October 24, 2007 conference call raised this very issue:

First of all, in terms of your mark-to-market loss, I estimate that your mark-to-market is somewhere in the range of, say, 2.5% of your CDO of ABS exposure, roughly speaking.... My question is *why is there such a huge difference between Merrill, which is basically writing off – or writing down – half the value of its Super Senior AAA CDO exposures versus Ambac, which is only taking a couple of percentage point write-down?*

286. In response to other analyst questions of Ambac's reporting process, Defendant Leonard effectively conceded that Ambac bases its marks on the pricing it chose to charge for assuming the obligation in the first place. Leonard explained that: "At transaction pricing, we may be charging a premium that is one-third of the originated cash bond spread." Leonard further stated that Ambac maintained the "one-third" ratio in

marking the exposure at a later measurement date: “So if that particular spread would move from 30 [basis points] to 60 [basis points in the market], we would move up the price that we would charge – our theoretical price that we would charge underlying the contract, say, from 10 to 20. And effectively, that additional 10 basis points that would be theoretically charged would be discounted over the weighted average life of the transaction to arrive at an unrealized loss amount.”

287. A slide from a presentation given by Ambac to Bank of America in November 2007 further illustrates the faulty premise supporting Ambac’s accounting:

| | |
|--|---------|
| ▶ Notional \$100 million, 8 year weighted average life | |
| ▶ January 1, 2007: | |
| Cash spread over Libor | 50 bps |
| Ambac premium (40% of spread) | 20 bps |
| ▶ September 30, 2007: | |
| Cash spread over Libor | 125 bps |
| MTM Ambac premium (assumes 40% of spread) | 50 bps |
| MTM loss from inception (PV of 30 bps X \$100mm notional remaining life) | \$1.9mm |

288. As the chart above illustrates, when seeking quotes for the price at which it could transfer its CDS obligations to a third party, Ambac assumed that the asset value as of September 30, 2007, remained the same as the original notional amount from January 1, 2007. However, if the \$100 million is now only worth \$75 million, the mark-

to-market loss from inception should reflect not only the higher spreads that would be charged to insure the remaining value at risk, but should also incorporate an up-front cash payment to make the issuer of the new CDS whole for insuring \$100 million for an asset that the market believes is only worth \$75 million at the time of the transaction. Ambac's mark-to-market methodology wrongly assumed no decrease in value of the underlying asset.

289. An example of this occurred recently when Ambac announced on August 1, 2008, that it was transferring the liability of a CDS with a notional value of \$1.4 billion back to Citigroup, the counterparty. Citigroup required that, in addition to cancelling any future premiums and payments to Ambac, Ambac had to pay Citigroup an additional \$850 million. This payment was likely based, in part, on the current deterioration of the value of the referenced assets in the CDS and the risk that Ambac did not have sufficient capital to make good on the CDS.

290. Moreover, on July 28, 2008, Merrill Lynch announced that it would sell Super Senior CDO of RMBS with a par value of \$30.6 billion for only \$6.7 billion. Merrill Lynch had previously written-down the value of the Super Senior CDO of RMBS to approximately \$11.1 billion based on the deterioration of the CDO.

291. Ambac's mark-to-market methodology would ignore that the CDS with Citigroup or the CDO sold by Merrill Lynch had declined in value. In fact, Ambac's mark-to-market methodology assumes that the current value of the CDO remains at par. This is simply not a proper mark-to market and violates GAAP.

292. Ambac's method of valuing its CDS obligations to market also creates a perverse incentive: the less the Company charges relative to then-current market spreads

in the first place, the less downside risk it bears if the reference collateral deteriorates. GAAP requires a more reasonable relationship between marks and observed market pricing. *In the third quarter of 2007, Ambac wrote no CDS against CDOs.* It could not show that it or any market participant was willing to write credit default swaps against its CDO exposures for pricing consistent with Ambac's valuation methods. Ambac's assumption that a market participant would purchase its pre-existing CDS obligations by reference to the price Ambac charged at issuance was in violation of SFAS 133 and 107.

3. Ambac Violated SFAS 5 By Failing To Take Adequate Loss Reserves

293. In contrast to Ambac's CDS valuations, Ambac's direct RMBS and RMBS-backed non-derivative CDO portfolios are written as conventional insurance contracts and, therefore, have to be reported in conformity with GAAP's financial guarantee accounting methodology, primarily SFAS 60 and 5. Ambac employs two separate loss reserves in its financial statements: "case basis" reserves and "active credit reserves" ("ACR").

294. Case basis reserves are taken when a particular credit has already incurred some event of default. SFAS 60, *"Accounting and Reporting by Insurance Enterprises,"* provides guidance for the premium and claims cost recognition for insurance companies, including Ambac's case loss reserves. Under SFAS 60, ¶17, Ambac was required to increase its "case basis" loss reserves when insured events occur, such as a triggering event or event of default.

295. ACR's, on the other hand, are reserves taken when the credit quality of certain insured assets deteriorates. SFAS 5, *"Accounting for Contingencies,"* governs the

accounting and reporting for loss contingencies before the actual event of default or other triggering event occurs. Under SFAS 5, a contingency is “an existing condition, situation, or set of circumstances involving uncertainty as to [a] possible . . . loss (hereinafter, a “loss contingency”) to an enterprise that will ultimately be resolved when one or more future events occur or fail to occur.” SFAS 5, ¶1.

296. Ambac’s reserves policy is based on guidance provided by SFAS 5. As explained in Ambac’s 2007 Form 10-K:

Ambac establishes an active credit reserve to reflect the probable and estimable losses due to credit deterioration on insured credits that have not yet defaulted or been reported as of the reporting date. The active credit reserve is established through a process that estimates probable losses inherent in the *adversely classified credit* portfolio. [Emphasis added]

297. Pursuant to Paragraph 8 of SFAS 5, Ambac is required to accrue for a loss contingency, with an equal and corresponding charge to income, when it is both *probable that an asset has been impaired* or a liability incurred at the date of the financial statements and that the *amount of loss can be reasonably estimated*.

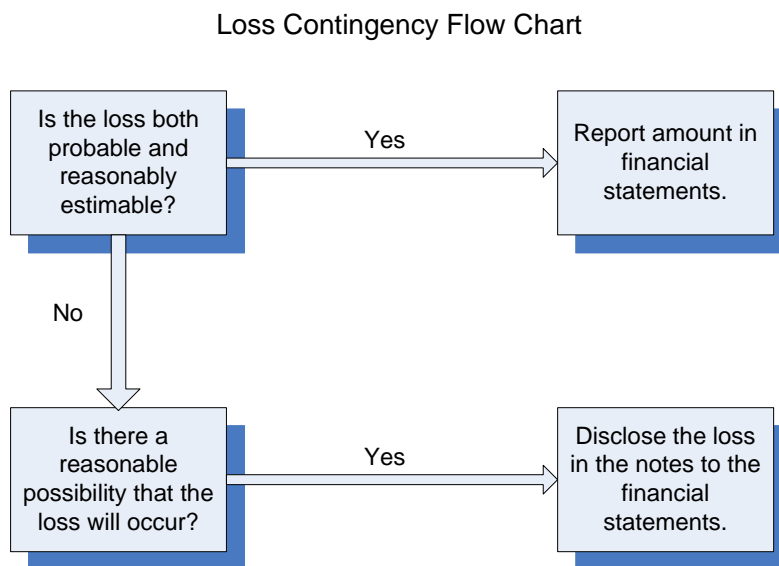
298. Critically, even when a contingency does not meet both the “probable” and “reasonably estimable” prongs, the FASB requires the disclosure of contingencies and losses under circumstances directly applicable to Ambac in SFAS 5, ¶10. In addition to the fundamental principles of financial reporting established by the principles and FASCONs stated above, GAAP requires certain disclosures (even without any accompanying quantitative estimates).

If no accrual is made for a loss contingency because one or both of the conditions in paragraph 8 are not met, or if an exposure to loss exists in excess of the amount accrued pursuant to the provisions of paragraph 8, disclosure of the contingency shall be made when there is *at least a reasonable possibility that a loss or an additional loss may have been*

incurred. The disclosure shall indicate the nature of the contingency and shall give an estimate of the possible loss or range of loss or state that such an estimate cannot be made... (Emphasis added.)

The above language makes clear that the disclosure of a contingency shall be made whenever it is “reasonably possible” (as opposed to probable) that a loss may have been incurred, even if the loss cannot be reasonably estimated under SFAS 5, ¶ 8. SFAS 5 defines “reasonably possible” as “[t]he chance that the future event or events will occur is ***more than remote but less than likely.***” SFAS 5, ¶ 3(b) (emphasis added). Regardless of whether a loss is “less than probable” or if the loss cannot be estimated, disclosure of a loss contingency is still required by GAAP.

299. The following chart represents the loss contingency decision-making process:



300. From the fourth quarter of 2006 through the third quarter 2007, Ambac’s loss reserves covered only 0.5% of its total RMBS exposure, excluding coverage of Ambac’s CDO, CDS, municipal, public and other exposures, which would bring reserve

coverage to only 0.04% of its net exposure. Given the weak and deteriorating characteristics of Ambac's 2006 and 2007 RMBS exposure – as first publicly admitted by Ambac on April 23, 2008 – Ambac's failure to (a) provide an estimate of the Company's probable losses, or, at the very least (b) disclose that a contingent loss is reasonably possible along with a range of losses or an explanation why such range could not be estimated, violated SFAS 5.

4. Ambac Ignored the FASB Reminder To The Market To Account For The Growing Risk Of Exposure Associated With Mortgage-Related Exposure

301. In December 2005, the governing body of accountants issued a reminder to companies like Ambac to account for and disclose mortgage-related exposure, entitled FASB's Statement of Position ("SOP") 94-6-1, "Terms of Loan Products That May Give Rise To A Concentration of Credit Risk."

302. SOP 94-6, the Statement upon which the reminder was based, requires the disclosure of certain significant risks and uncertainties, including information about (a) the nature of a company's operations, (b) the company's use of significant estimates in the preparation of financial statements, and (c) current vulnerability to certain concentrations. (SOP 94-6, ¶8.) These requirements are in addition to the disclosure requirements of SFAS 5 (described above at ¶¶293-305), as noted in SOP 94-6, ¶12:

In addition to the disclosures required by FASB Statement No. 5 and other accounting pronouncements, this SOP requires disclosures regarding estimates used in the determination of the carrying amounts of assets and liabilities or in disclosures of gain or loss contingencies...

303. Under SOP 94-6, ¶12, Ambac was required to disclose the nature of an estimate and indicate that (a) it is at least reasonably possible that the estimate will

change in the near term, and (b) the effect of the change would be material to the financial statements. SOP 94-6, ¶17 informs accountants: “this SOP does not depend on the amount that has been reported on the financial statements, but rather the materiality of the effect that using a different estimate would have had on the financial statements.” This pronouncement therefore placed a responsibility on Ambac to disclose any factors that might change in the near term which would have materially impacted amounts reported in the financial statements.

304. As the credit markets worsened through 2006 and into the beginning of 2007, it became more apparent that it was at least “reasonably possible” (*i.e.*, more than remote, but less than likely) that Ambac might be vulnerable to the liabilities regarding many of its direct RMBS and derivative CDS exposures. On or about December 19, 2005, the FASB and its staff issued its FASB SOP 94-6-1, an unusual reminder specifically warning Ambac and other companies heavily involved in subprime that several of the loan products the Company guaranteed could result in increased defaults and losses.

305. In April 2008, FASB Chairman Robert Herz called the subprime-type financial vehicles “ticking time bombs.” At the time, the FASB staff noted that it had drafted and released FASB SOP 94-6-1 “to emphasize the need for financial statement preparers to consider whether they had disclosed enough information about the risks involved in such loans, and whether changes in market conditions required additional disclosure.” Additionally, the FASB emphasized the need to reconsider disclosures in the face of changing market conditions to determine if additional disclosure was required. According to a May 1, 2008 article entitled “FASB on Subprime: ‘We Warned You,’”

“[FSP SOP 94-6-1] strongly suggested that additional disclosure was required – by a variety of accounting standards – for many of the subprime scenarios it described.”

306. On February 29, 2008, in its 2007 Form 10-K, Ambac disclosed, under the heading “Residential Mortgage-Backed Securities Exposure”:

The risk of loss inherent in the 2005, 2006 and 2007 vintage sub-prime, mid-prime and second lien mortgage loans has been elevated due to a number of factors. These factors increase current and potential future losses and include but are not limited to the following:

There has been a notable increase in mortgage loan delinquencies and foreclosures and this situation resulted in significant losses for mortgage lenders and investors in mortgage related products.

The very unfavorable residential mortgage market in the United States has been marked by nationally declining home prices. As home prices fall, the value of collateral available to pay loan balances is diminished, which will cause significantly higher loss severities in the event a borrower defaults.

Ambac insures tranches issued in RMBS, including transactions that contain risks to the above types of mortgages and risk classifications.

307. But Ambac’s February 29, 2008 disclosure of the risks in its insured exposures came too late; participants in the structured finance markets, such as the Exchange Act Defendants, had ample warning that these problems were on the horizon no later than the end of 2006, long before the Company issued its Form 10-K for the year ended December 31, 2007. Not only did the FASB, (among others), sound these warnings loudly and clearly via FASB SOP 94-6-1, in which it specifically warned of the two major causes of the current subprime debacle, “affordability products” and a decline in the housing markets, but the Exchange Act Defendants were aware, or were reckless in

not being aware of the negative trends in the market through Ambac's purported surveillance of its RMBS-related portfolio. (See ¶¶ 97-105, 111-133).

VIII. LOSS CAUSATION

308. The Exchange Act Defendants' unlawful conduct alleged herein directly caused the losses incurred by Lead Plaintiffs and the Class. Throughout the Class Period, the prices of Ambac common stock and other securities were artificially inflated as a direct result of the Exchange Act Defendants' false and misleading statements and omissions. The false and misleading statements set forth above were widely disseminated to the securities markets, investment analysts and the investing public. The Company's true condition became known by investors and the market through a series of partial corrective disclosures. By making contemporaneous misstatements, the Company and its management mitigated the impact of those corrective disclosures and prevented the full truth about Ambac from being revealed at once.

309. When the true facts became known and/or the materialization of the risks that had been fraudulently concealed by the Exchange Act Defendants occurred, the price of Ambac common stock and other securities declined precipitously as the artificial inflation was removed from the market price of these securities, causing substantial damage to Lead Plaintiffs and the members of the Class. Examples of specific dates of adverse disclosures and corresponding declines in the price of Ambac securities are set forth below.

A. Ambac's October 24, 2007 Disclosures

310. On October 24, 2007, Ambac disclosed, for the first time, a \$60 million increase in case loss reserves on two HELOC deals of recent vintage. The rapid

deterioration of these deals called into question the company's statements about the quality of its underwriting and surveillance. During its conference call that day, Ambac also disclosed that it had internally downgraded four additional CDOs - three high-grade CDOs (to AA) and a mezzanine CDO (to BBB). This was the first internal downgrade disclosed by Ambac on its high-grade CDO exposures.

311. In response to the October 24, 2007 conference call and announcements, Ambac's stock price fell 9% and 14% on October 24 and 25, respectively. The abnormal dollar declines on those days are approximately \$4.90 and \$7.05 respectively.

312. An October 24, 2007 report by analyst Ken Zerbe of Morgan Stanley entitled "Disconnect Between Mgmt Comments and Market Perception is Widening" highlighted the "new news" to come out of Ambac's disclosures as follows:

Another significant data point, in our view, was the downgrade of four CDO of ABS transactions totaling nearly \$4.0 billion of exposure....

Our concern is that we do not know if this is the beginning of a downward trend in its CDO ratings or if Ambac has truly stress tested its portfolio such that further internal downgrades are unlikely. But that seems to be the \$64,000 question – is Ambac being conservative enough?

Oddly enough, one of the more relevant data points came not from the Company but from Merrill Lynch, which reported very significant write-downs in its CDO portfolio. Write-downs at Merrill Lynch, which totaled \$7.9 billion, ranged from 19% on its high-grade CDO exposures to 57% on its CDO-squared exposures. This is relevant because Ambac's mark-to-market losses of \$743 million totaled roughly 2.5% of CDO of ABS book, which consists of high-grade, mezzanine and mezzanine CDO-squared deals.

313. As to the increased reserves for two recent HELOC deals, Zerbe wrote: "We were a little disappointed with the large increase in case loss reserves in the

quarter.... The transactions (vintage 2006 and 2007) were originally rated BBB, but now carry a below investment grade rating.” Regarding one of the downgraded HELOC transactions, Morgan Stanley was

*surprised that Ambac would agree to insure such a transaction.... One transaction was a ‘no OC [i.e., overcollateralization] down deal’ according to management.... [T]he initial losses more than overwhelmed what little structural protection there was in the deal, resulting in early losses to Ambac. While we should take encouragement that Ambac is exposed to very few, if any more of these deals, **we cannot help but wonder why the company would agree to insure such a transaction in the first place.*** (Emphasis added.)

314. Nonetheless, other analysts, including analysts from William Blair and Fox Pitt Kelton Cochran, were satisfied with Ambac’s explanation that the two HELOC deals were “idiosyncratic” and did not reflect Ambac’s overall RMBS portfolio.

B. Ambac’s January 16, 2008 Disclosures

315. On January 16, 2008, Ambac announced a staggering \$5.4 billion in mark-to-market write-downs, including over \$1 billion of credit impairments on its credit default swap CDO exposures, and \$143 million in loss reserves in its direct insurance RMBS exposure. Ambac also announced that its CEO, Defendant Genader, was resigning, effective immediately and that it was cutting its dividend by 67% in order to preserve capital.

316. Ambac’s stock price plummeted **38.65%** on the news, from a closing price of \$21.14 on January 15, 2008, to a closing price of \$12.97. These announcements caught Wall Street by surprise, as noted by *The New York Times* on January 19, 2008:

Ambac, which had won clean bills of health from rating agencies a month ago, surprised Wall Street on Wednesday by writing down its insurance portfolio by \$5.4 billion and ousting its chief executive, Robert J.

Genader, after he and the board disagreed over whether the company should raise more capital.

While much of the write-down was the result of declining market value of its contracts, the company admitted that an estimated \$1.1 billion represented credit losses on which, over time, it would have to pay claims, something that the credit ratings firms had not anticipated.

317. Following Ambac's January 16 announcement, analysts expressed their surprise and concerns. The next day, several analysts downgraded Ambac stock in light of the stunning losses, and S&P issued a revised report regarding losses expected at the various bond insurers. Ambac's stock price declined *another 52%*, closing at \$6.24 on extremely high trading volume of almost 63 million shares.

318. Moody's also put Ambac on review for a possible downgrade, "citing the much higher than expected losses and the abrupt retirement of the company's chairman and CEO." (Friedman Billings Analyst Report, "Moody's Offers Another Blow to SBK – Lowering Price Target," January 17, 2008.)

319. On January 18, following Ambac's abandonment of its capital-raising plan, Ambac became the first bond insurer to lose its AAA rating when Fitch downgraded the company.

C. Ambac's April 23, 2008 Disclosure

320. On April 23, 2008, as Ambac announced a net loss of \$1.66 billion, driven primarily by an impairment of \$1.045 billion of HELOC and CES deals, and by a further mark-to-market loss of \$1.725 billion on Ambac's CDS exposures. Defendant Leonard stated in a conference call that "on some exposures, a few deals . . . *losses could reach as high possibly as 80%.*" (Emphasis added.) The market recognized the true deterioration

of the underlying second lien exposures, and finally was able to link lower quality underlying collateral to Ambac's massive losses. As reported by *Dow Jones*, "Ambac's stock fell 43% to \$3.46 Wednesday after it stunned investors with a \$1.66 billion net loss, nearly eight times worse than Wall Street had expected. The loss was driven by bigger write-downs related to complex securities backed by mortgages, with surprising weakness in securities backed by home equity lines of credit and second-lien loans." CreditSights analyst Robert Haines remarked that Ambac's announcement "sparked concerns that the company's AAA credit rating wasn't as safe as investors thought. Just when you thought things are getting back to normal, there are these horrible numbers."

321. The *Wall Street Journal* noted that "[i]nvestors sold off shares of Ambac Financial Group Inc., convinced that the bond insurer's worse-than-expected earnings report could cripple the company's ability to issue new insurance policies." *Fortune* noted that Ambac's RMBS-related losses were "noteworthy because the company has previously contended that mark-to-market losses reflect the overwrought market environment and may be reversed in future periods. Ambac makes no such claim about credit impairment."

322. Subsequent disclosures confirmed the weak characteristics of the second lien portfolio. For example, Ambac later explained, in a May 22, 2008 Second Lien RMBS Update, that the poorly performing closed-end seconds were "piggyback" transactions with "high concentrations of purchase and stated doc loans." In other words, the loans supporting Ambac's RMBS exposures had been used by home buyers to cover their down payment and often covered the first 10-20% of home equity to disappear in a market downturn. With one exception (which was a late 2005 transaction), all of the

“Below Investment Grade” closed end second transactions took place in the 2006-2007 period. Additionally, Ambac Executive Vice President, Douglas Reinfield-Miller further conceded at a June 4, 2008 KBW conference that these recent vintage closed-end second transactions “essentially [were] where people were leveraging to make 100% - *leveraging their down payment on a house.*” (Emphasis added.) Ambac’s Reinfield-Miller also explained that the poorly performing HELOC transactions “do not have a lot of credit protection.” (Emphasis added.)

323. After reaching a Class Period closing high of \$96.08 on May 18, 2008, the corrective disclosures alleged herein and any others that may be learned through discovery, caused Ambac’s stock to decline to \$3.46 on April 23, 2008, the last day of the Class Period. The stock price fell below \$1.05 and its trading was temporarily halted on July 2, 2008. The price declines directly and proximately resulting from the above discussed disclosures were not caused by industry news, randomness, or by Ambac-related information unrelated to the alleged fraud. Each of the above referenced disclosures partially corrected the false and misleading information previously available to the market by the Exchange Act Defendants’ wrongful course of conduct.

IX. THE INAPPLICABILITY OF THE STATUTORY SAFE HARBOR AND BESPEAKS CAUTION DOCTRINE

324. The statutory safe harbor and/or bespeaks caution doctrine applicable to forward-looking statements under certain circumstances does not apply to any of the false and misleading statements pleaded in this Complaint.

325. First, none of the statements complained of herein was a forward-looking statement. Rather they were historical statements or statements of purportedly current

facts and conditions at the time the statements were made, including statements of reported financial results and underwriting, surveillance and accounting practices. Given the then-existing facts contradicting the Exchange Act Defendants' statements, the generalized risk disclosures made by Ambac, including those regarding the Company's underwriting, surveillance, mark-to-market accounting, loss reserves, and/or financial condition, were not sufficient to insulate the Exchange Act Defendants from liability for the statements they made because those statements were materially misstated when made. Second, the statutory safe harbor does not apply to statements included in financial statements which purport to have been prepared in accordance with GAAP.

326. To the extent any of the false or misleading statements alleged herein can be construed as forward-looking, the statements were not accompanied by meaningful cautionary language identifying important facts that could cause actual results to differ materially from those in the statements. As set forth above in detail, then-existing facts contradicted the Exchange Act Defendants' statements regarding the Company's underwriting, surveillance and accounting practices, and its purported compliance with GAAP.

327. To the extent that the statutory safe harbor may apply to any of these false statements alleged herein, the Exchange Act Defendants are liable for those false forward-looking statements because at the time each of those statements were made the speaker actually knew the statement was false or the statement was authorized and/or approved by an executive officer of Ambac who actually knew that those statements were false when made.

X. RELIANCE – FRAUD ON THE MARKET DOCTRINE

328. At all relevant times, the market for Ambac’s securities was an efficient market for the following reasons, among others:

- a. The Company’s securities were actively traded on the New York Stock Exchange, a highly efficient market;
- b. As a regulated issuer, the Company filed periodic public reports with the SEC;
- c. Ambac was followed by numerous securities analysts, who issued a significant number of reports on Ambac during the Class Period; and
- d. Ambac communicated with public investors via established market communication mechanisms, including the regular issuance of press releases through the Business Wire news service, and conference calls with analysts and investors.

329. As a result, the market for Ambac’s securities promptly digested current information with respect to Ambac from all publicly available sources and reflected such information in the price of the Company’s securities. Under these circumstances, all purchasers of the Company’s publicly traded securities during the Class Period suffered similar injury through their purchase of the publicly traded securities of Ambac at artificially inflated prices, and a presumption of reliance applies.

XI. CLAIMS FOR RELIEF UNDER EXCHANGE ACT

COUNT I

(For Violation of Section 10(b) of the Exchange Act and Rule 10b-5(b) Against Defendants Ambac, Genader, Leonard, Uhlein, and Wallis

330. Lead Plaintiffs repeats and realleges ¶¶1-329 set forth above as if fully set forth herein.

331. During the Class Period, the Exchange Act Defendants named in this Count: (a) deceived the investing public, including Lead Plaintiffs and other Class

members, as alleged herein; (b) artificially inflated and maintained the market price of Ambac's securities; and (c) caused Lead Plaintiffs and other members of the Class to purchase Ambac's securities at artificially inflated prices.

332. As a result of their making and/or their substantial participation in the creation of affirmative statements and reports to the investing public, the Exchange Act Defendants had a duty to promptly disseminate truthful information that would be material to investors in compliance with the integrated disclosure provisions of the SEC, as embodied in SEC Regulation S-K (17 C.F.R. § 229.10, et seq.) and other SEC regulations, including accurate and truthful information with respect to the Company's operations and performance, so that the market prices of Ambac's publicly traded securities would be based on truthful, complete and accurate information.

333. The Exchange Act Defendants made untrue statements of material fact and/or omitted to state material facts necessary to make the statements made not misleading, and/or substantially participated in the creation of the alleged misrepresentations, which operated as a fraud and deceit upon the purchasers of Ambac's securities, in an effort to maintain artificially high market prices for the securities of Ambac, in violation of Section 10(b) of the Exchange Act and Rule 10b-5(b).

334. The Exchange Act Defendants directly and indirectly, by the use of means and instrumentalities of interstate commerce and/or the mails, made, or substantially participated in the creation of, untrue statements of material facts and/or omitted to state material facts necessary in order to make the statements made about the Company in light of the circumstances under which they were made, not misleading, as set forth herein.

335. The Exchange Act Defendants named in this Count had actual knowledge of the misrepresentations and omissions of material facts set forth herein, or acted with reckless disregard for the truth, in that they failed to ascertain and to disclose such facts, even though such facts were available to them. The facts alleged herein set forth a strong inference that each of the Exchange Act Defendants named in this Count acted with scienter.

336. As a result of the dissemination of the materially false and misleading information and failure to disclose material facts, as set forth above, the market prices of Ambac's securities were artificially inflated throughout the Class Period. In ignorance of the fact that the market prices of Ambac's securities were artificially inflated, and relying directly or indirectly on the false and misleading statements made by the Exchange Act Defendants, or upon the integrity of the market in which such shares trade, and the truth of any representations made to appropriate agencies and to the investing public, at the times at which such statements were made, and/or on the absence of material adverse information that was known or, with recklessness, disregarded by the Exchange Act Defendants but not disclosed in public statements by these Defendants, Lead Plaintiffs and the other members of the Class purchased Ambac's securities at artificially high prices, and were damaged when truthful information was disclosed and the inflation of Ambac's securities' values was corrected.

337. At the time of said misrepresentations and omissions, Lead Plaintiffs and the other members of the Class were unaware of their falsity, and believed the false statements to be true. Had Lead Plaintiffs, the other members of the Class and the marketplace known of the true nature of the operations of Ambac and the noncompliance

with federal law, which were not disclosed by the Exchange Act Defendants, Lead Plaintiffs and the other members of the Class would not have purchased such securities or, if they had purchased such securities, they would not have done so at the artificially inflated prices which they paid.

338. The Exchange Act Defendants acted with scienter in that they knew or recklessly disregarded that the public documents and statements issued or disseminated in the name of Ambac were materially false and misleading, knew or recklessly disregarded that such statements or documents would be issued or disseminated to the investing public and knowingly or recklessly and substantially participated or acquiesced in the issuance or dissemination of such statements or documents in violation of the federal securities laws.

339. As alleged herein, the Exchange Act Defendants participated in the fraudulent scheme, by virtue of their receipt of information reflecting the true facts regarding Ambac, their control over, and/or receipt and/or modification of Ambac's allegedly materially misleading misstatements and/or their associations with Ambac which made them privy to confidential proprietary information concerning Ambac, participated in the fraudulent scheme alleged herein.

340. The Exchange Act Defendants knew and/or recklessly disregarded the falsity and misleading nature of the information which they caused to be disseminated to the investing public. The ongoing fraudulent scheme alleged herein could not have been perpetrated over a substantial period of time, as has occurred, without the knowledge or recklessness and complicity of the personnel at the highest level of the Company.

341. The Exchange Act Defendants had the opportunity to perpetrate the fraudulent scheme and course of business described herein because they were the most senior officers and directors of Ambac, and they issued statements and press releases on behalf of Ambac and had the opportunity to commit the fraud alleged herein. As illustrated by the Exchange Act Defendants' respective positions with the Company, they had and used their influence and control to further the scheme alleged herein. The Exchange Act Defendants had broad responsibilities that included communicating with the financial markets and providing the markets with financial results.

342. By reason of the foregoing, the Exchange Act Defendants have violated Section 10(b) of the Exchange Act and Rule 10b-5(b), promulgated thereunder, and are liable to Lead Plaintiffs and the other members of the Class for damages which they suffered in connection with their purchases of Ambac securities during the Class Period.

COUNT II

(For Violation of Section 20(a) of the 1934 Act Against Genader and Leonard)

343. Lead Plaintiffs repeat and reallege ¶¶1-342 above as it fully set forth herein.

344. Ambac committed a primary violation of Section 10(b) of the Exchange Act, 15 U.S.C. §78j(b), and Rule 10b-5, 17 C.F.R. § 240.10b-5, promulgated thereunder, by making the false and misleading statements of material facts, identified above, in connection with the purchase or sale of securities, which constituted a fraud on the market and were, therefore, presumed to have been relied upon by Lead Plaintiffs and the Class. At the time that it made these false and misleading statements, the Company either knew of, or recklessly disregarded, their falsity.

345. During their employment by Ambac, Defendants Genader and Leonard had direct control and/or supervisory involvement in Ambac's operations during the Class Period, and therefore had the power to control or influence the particular transactions giving rise to the violations of the Exchange Act by the Company as alleged herein, and exercised the same.

346. By reason of their status as officers of Ambac during the Class Period, Defendants Genader and Leonard are "controlling persons" of Ambac within the meaning of Section 20(a) of the Exchange Act because they had the power and influence to cause the Company to engage in the unlawful conduct complained of herein. Because of their positions of control, these Defendants were able to, and did, directly or indirectly, control

the conduct of Ambac's business, the information contained in its filings with the SEC, and public statements about its business.

347. As senior executive officers and/or directors of Ambac, Defendants named in this count had a duty to disseminate accurate and truthful information regarding Ambac's financial statements and to correct any previously issued statements that had become untrue so that the market price of Ambac's securities would be based upon truthful and accurate information.

348. Each of the Defendants named in this Count participated in writing or reviewing the Company's corporate reports, press releases, and SEC filings alleged by Lead Plaintiffs to be misleading prior to and/or shortly after these statements were issued and thus had the ability and opportunity to prevent their issuance or cause them to be corrected and thereby culpably participated in the fraud alleged herein.

349. Because of their positions and access to material non-public information available to them, each of the Defendants named in this Count knew or recklessly disregarded that the adverse facts specified herein had not been disclosed to and were being concealed from the public and that the positive representations which were being made were then materially false and misleading. Thus, each of these Defendants is legally responsible for the falsification of Ambac's public reports, financial statements, press releases and other statements as alleged herein.

350. As set forth above, each of the Defendants named in this Count controlled Ambac, which violated Section 10(b) of the Exchange Act and Rule 10b-5 promulgated thereunder by its acts and omissions as alleged in this complaint. By virtue of their positions as controlling persons, these Defendants are liable pursuant to Section 20(a) of

the Exchange Act. As a direct and proximate cause of the wrongful conduct set forth in this Count, Lead Plaintiffs and other members of the Class suffered damages in connection with their purchases of the Company's securities during the Class Period.

XII. CLAIMS FOR RELIEF UNDER THE SECURITIES ACT

351. The following allegations are in effect a separate complaint. For the following claims there is no allegation of fraud, scienter or recklessness. These claims, brought under Sections 11, 12 and 15 of the Securities Act of 1933 (the “Securities Act”), are based solely on claims of strict liability and/or the absence of any affirmative defense based on the reasonableness of the pertinent defendants’ investigation into the true facts.

A. Overview of Securities Act Claims

352. Between October 2006 and April 2008, Ambac completed three securities offerings, which are identified below. The registration statements and prospectuses Ambac filed with the U.S. Securities and Exchange Commission (“SEC”) pursuant to these offerings contained untrue statements of material fact or omitted material facts, as explained in further detail below.

353. The Securities Act claims are brought on behalf of persons who purchased Ambac Financial Group, Inc. (“Ambac” or the “Company”) securities issued under or traceable to the registration statements and prospectuses set forth hereafter. Each of these registration statements and prospectuses contained misrepresentations or omissions of material fact, or incorporated by reference documents that contained misrepresentations or omissions of material fact.

354. The Securities Act claims expressly do not make any allegations of fraud or scienter and do not incorporate any of the allegations contained in paragraphs 5-350, including the allegations of scienter and fraud.

1. February 2007 DISCS Offering

355. On February 6, 2007, Ambac filed with the SEC a post-effective amendment to an automatic shelf registration on Form S-3, dated February 16, 2006 (“Post-Effective Amendment No. 1”), in connection with the February 2007 Directly-Issued Subordinated Capital Securities (“DISCS”) Offering (“February 2007 DISCS Offering”).

356. On February 7, 2007, Ambac filed with the SEC a prospectus supplement whereby Ambac offered \$400 million of DISCS, which are unsecured subordinated debt instruments (together with Post-Effective Amendment No. 1, hereinafter referred to as the “DISCS Registration Statement/Prospectus”). The DISCS were priced at 99.335% of their par face value, for a total price to the public of \$397.34 million. After underwriting commissions, Ambac realized approximately \$393 million. At the close of trading on July 25, 2008, the DISCS were priced at \$26.35.

357. The DISCS Registration Statement/Propectus incorporated by reference certain documents which, as set forth hereafter, contained misrepresentations and/or omissions of material fact, including: Ambac’s Form 10-Q for the quarter ended September 30, 2006 and Ambac’s Form 8-Ks filed on October 25, 2006 and January 31, 2007.

2. March 2008 Equity Units Offering

358. On January 16, 2008, Ambac filed with the SEC a post-effective amendment to an automatic shelf registration statement on Form S-3, dated February 16, 2006 (“Post-Effective Amendment No. 2”).

359. On March 6, 2008, Ambac filed with the SEC a prospectus supplement in connection with the offering of 5,000,000 equity units (the “Equity Units”) at \$50.00 per Equity Unit (“March 2008 Equity Units Offering”). The Equity Units were trading at \$34.50 at the close of trading on August 21, 2008.

360. The Post-Effective Amendment No. 2 and prospectus supplement (the “Equity Units Registration Statement/Prospectus”) incorporated by reference certain documents which, as set forth hereafter, contained misrepresentations and/or omissions of material fact, including: Ambac’s annual reports on Form 10-K for the fiscal years ended December 31, 2006 and December 31, 2007, Ambac’s on Form 10-Qs for the quarters ended March 31, 2007, June 30, 2007 and September 30, 2007, and Ambac’s Form 8-Ks filed on January 31, 2007, April 25, 2007, July 25, 2007, October 24, 2007, January 16, 2008 and January 22, 2008 which, as set forth hereafter, contained misrepresentations and omissions of material fact.

361. The March 2008 Equity Units Offering raised approximately \$250 million. After underwriting commissions, Ambac realized approximately \$242.5 million.

3. March 2008 Common Stock Offering

362. On March 6, 2008, Ambac filed with the SEC a prospectus supplement related to a shelf registration statement in connection with the offering of 171,111,112 shares of common stock at \$6.75, plus an additional 25,666,667 shares of common stock in over-allotment options (the “Common Stock Prospectus”; together with Post-Effective Amendment No. 2, the “Common Stock Registration Statement/Prospectus”). Ambac’s common stock was trading at \$4.93 at the close of trading on August 21, 2008.

363. The Common Stock Registration Statement/Prospectus incorporated by reference Ambac's annual report on Form 10-K for the fiscal years ended December 31, 2006 and December 31, 2007, Ambac's Form 10-Q for the quarters ended March 31, 2007, June 30, 2007 and September 30, 2007, and Ambac's Form 8-Ks filed on January 31, 2007, April 25, 2007, July 25, 2007, October 24, 2007, January 16, 2008 and January 22, 2008 which, as set forth hereafter, contained misrepresentations and omissions of material fact.

364. The March 2008 Common Stock Offering raised approximately \$1.15 billion. After underwriting commissions, Ambac realized approximately \$1.09 billion.

365. The March 2008 Equity Units Offering and the March 2008 Common Stock Offering are together referred to as the "March 2008 Offerings."

B. Securities Act Plaintiffs

366. Lead Plaintiff Arkansas Teacher Retirement System ("Arkansas Teachers") purchased 212,361 shares of Ambac common stock in the March 2008 Common Stock Offering, as reflected in the supplemental certification of Arkansas Teachers attached hereto as Exhibit B.

367. Lead Plaintiff Public Employees' Retirement System of Mississippi ("Mississippi PERS") purchased 48,400 shares of Ambac common stock in the March 2008 Common Stock Offering, as reflected in the supplemental certification of Mississippi PERS attached hereto as Exhibit C.

368. Plaintiff Painting Industry Insurance and Annuity Funds ("Painting Funds") purchased DISCS pursuant to the DISCS Registration Statement and was injured thereby, as reflected in the certification attached to the complaint in *Painting Industry*

Insurance and Annuity Funds v. Ambac Assurance Corporation, et al., Case No. 08cv6602 (S.D.N.Y.).

369. Plaintiffs Arkansas Teachers, Mississippi PERS and Painting Funds are hereinafter referred to as the “Securities Act Plaintiffs.”

C. Securities Act Defendants

370. Defendant Ambac is a New York-based holding company whose subsidiaries provide financial guarantee products and financial services to both public and private sector clients. Ambac Assurance Corporation is its primary operating subsidiary. Ambac was the issuer of securities in the February 2007 DISCS Offering and the March 2008 Offerings.

371. Defendant Robert J. Genader (“Genader”) was at all relevant times a director, President and Chief Executive Officer (“CEO”) of Ambac until January 16, 2008, when he resigned from the Company. Genader became Chairman of Ambac’s board of directors in July 2006. Genader additionally served as Chairman, President and CEO of Ambac Assurance at all relevant times until January 16, 2008. Pursuant to powers-of-attorney, Defendant Sean T. Leonard signed the DISCS Registration Statement/Prospectus on behalf of Defendant Genader in Genader’s capacity as Chairman, President CEO and director of Ambac.

372. Defendant Sean T. Leonard (“Leonard”) is, and at all relevant times was, Senior Vice President and Chief Financial Officer (“CFO”) of Ambac and Ambac Assurance. Leonard signed or caused to be signed on his behalf the following documents: (1) the DISCS Registration Statement/Prospectus; (2) Equity Units

Registration Statement/Prospectus and (3) Common Stock Registration Statement/Prospectus.

373. Defendant Michael A. Callen (“Callen”) is, and at all relevant times was, a director of Ambac. On January 16, 2008, Callen succeeded Defendant Genader as Chairman and CEO of Ambac. Pursuant to powers-of-attorney, Defendant Leonard signed the following documents on behalf of Defendant Callen: (a) in Callen’s capacity as director of Ambac, (1) the DISCS Registration Statement/Prospectus; and (b) in Callen’s capacity as Chairman, President, CEO and director of Ambac, (2) the Equity Units Registration Statement/Prospectus and (3) Common Stock Registration Statement/Prospectus.

374. Defendant Phillip B. Lassiter (“Lassiter”) was a director of Ambac at all relevant times until May 8, 2007. Pursuant to powers-of-attorney, Defendant Leonard signed the DISCS Registration Statement/Prospectus on behalf of Lassiter in Lassiter’s capacity as director of Ambac.

375. Defendant Jill M. Considine (“Considine”) is, and at all relevant times was, a director of Ambac. Pursuant to powers-of-attorney, Defendant Leonard signed the following documents on behalf of Defendant Considine in Considine’s capacity as director of Ambac: (1) the DISCS Registration Statement/Prospectus; (2) Equity Units Registration Statement/Prospectus and (3) Common Stock Registration Statement/Prospectus.

376. Defendant W. Grant Gregory (“Gregory”) was a director of Ambac at all relevant times until his resignation on January 13, 2008. Pursuant to powers-of-attorney,

Defendant Leonard signed the DISCS Registration Statement/Prospectus on behalf of Gregory in Gregory's capacity as director of Ambac.

377. Defendant Thomas C. Theobald ("Theobald") is, and at all relevant times was, a director of Ambac. Pursuant to powers-of-attorney, Defendant Leonard signed the following documents on behalf of Defendant Theobald in Theobald's capacity as director of Ambac: (1) the DISCS Registration Statement/Prospectus; (2) Equity Units Registration Statement/Prospectus; and (3) Common Stock Registration Statement/Prospectus.

378. Defendant Laura S. Unger ("Unger") is, and at all relevant times was, a director of Ambac. Pursuant to powers-of-attorney, Defendant Leonard signed the following documents on behalf of Defendant Unger in Unger's capacity as director of Ambac: (1) the DISCS Registration Statement/Prospectus; (2) Equity Units Registration Statement/Prospectus; and (3) Common Stock Registration Statement/Prospectus.

379. Defendant Henry Wallace ("Wallace") is, and at all relevant times was, a director of Ambac. Pursuant to powers-of-attorney, Defendant Leonard signed the following documents on behalf of Defendant Wallace in Wallace's capacity as director of Ambac: (1) the DISCS Registration Statement/Prospectus; (2) Equity Units Registration Statement/Prospectus; and (3) Common Stock Registration Statement/Prospectus.

380. Defendant Philip N. Duff ("Duff") is, and at all relevant times since May 8, 2007, was a director of Ambac. Pursuant to powers-of-attorney, Defendant Leonard signed the Equity Units Registration Statement/Prospectus and Common Stock Registration Statement/Prospectus on behalf of Duff in Duff's capacity as director of Ambac.

381. Defendant Citigroup Global Markets Inc. (“Citigroup”) was an underwriter for the following offerings: (1) February 2007 DISCS Offering; (2) March 2008 Equity Units Offering; and (3) March 2008 Common Stock Offering. Pursuant to the February 2007 DISCS Offering, Citigroup sold \$140 million principal amount of DISCS. Pursuant to the March 2008 Equity Units Offering, Citigroup sold 1,394,750 Equity Units. Pursuant to the March 2008 Common Stock Offering, Citigroup sold 44,831,112 shares of the Company’s common stock.

382. Defendant UBS Securities LLC (“UBS”) was an underwriter for the following offerings: (1) February 2007 DISCS Offering and (2) the March 2008 Offerings. Pursuant to the February 2007 DISCS Offering, UBS sold \$20 million principal amount of DISCS. Pursuant to the March 2008 Equity Units Offering, sold 840,500 equity units. Pursuant to the March 2008 Common Stock Offering, UBS sold 28,763,778 shares of the Company’s common stock.

383. Defendant Goldman, Sachs & Co. (“Goldman”) was an underwriter for the February 2007 DISCS Offering. Pursuant to the February 2007 DISCS Offering, Goldman sold \$80 million principal amount of DISCS.

384. Defendant J.P. Morgan Securities Inc. (“J.P. Morgan”) was an underwriter for the February 2007 DISCS Offering. Pursuant to the February 2007 DISCS Offering, J.P. Morgan sold \$80 million principal amount of DISCS.

385. Defendant HSBC Securities (USA) Inc. (“HSBC”) was an underwriter for the February 2007 DISCS Offering. Pursuant to the February 2007 DISCS Offering, HSBC sold \$20 million principal amount of DISCS.

386. Defendant Lehman Brothers Inc. (“Lehman”) was an underwriter for the February 2007 DISCS Offering. Pursuant to the February 2007 DISCS Offering, Lehman sold \$20 million principal amount of DISCS.

387. Defendant Merrill Lynch, Pierce, Fenner & Smith Incorporated (“MLPFS”) was an underwriter for the February 2007 DISCS Offering. Pursuant to the February 2007 DISCS Offering, MLPFS sold \$20 million principal amount of DISCS.

388. Defendant Wachovia Capital Markets, LLC (“Wachovia”) was an underwriter for the February 2007 DISCS Offering. Pursuant to the February 2007 DISCS Offering, Wachovia sold \$20 million principal amount of DISCS.

389. Defendant Credit Suisse Securities (USA) LLC (“Credit Suisse”) was an underwriter for the March 2008 Offerings. Pursuant to the March 2008 Equity Units Offering, Credit Suisse sold 1,394,750 equity units. Pursuant to the March 2008 Common Stock Offering, Credit Suisse sold 44,831,112 shares of the Company’s common stock.

390. Defendant Banc of America Securities LLC (“Banc of America”) was an underwriter for the March 2008 Offerings. Pursuant to the March 2008 Equity Units Offering, Banc of America sold 1,050,000 equity units. Pursuant to the March 2008 Common Stock Offering, Banc of America sold 35,933,333 shares of the Company’s common stock.

391. Defendant Keefe, Bruyette & Wood, Inc. (“KB&W”) was an underwriter for the March 2008 Offerings. Pursuant to the March 2008 Equity Units Offering, KB&W sold 320,000 equity units. Pursuant to the March 2008 Common Stock Offering, KB&W sold 10,951,111 shares of the Company’s common stock.

392. Defendant KPMG LLP (“KPMG”) at all times relevant served as the Company’s outside auditor. KPMG consented to the incorporation by reference in the Equity Units Registration Statement/Prospectus; and Common Stock Registration Statement/Prospectus, of its unqualified opinions on the Company’s financial statements and management’s assessment of internal controls for the fiscal year ended December 31, 2007. KPMG maintains an office in New York, New York. KPMG issued unqualified opinions on the Company’s financial statements and management’s assessment of internal controls for the fiscal year ended December 31, 2007.

393. The “Underwriter Defendants” refers to Citigroup, Goldman, J.P. Morgan, HSBC, Lehman, MLPFS, UBS, Wachovia, Credit Suisse, Banc of America and KB&W.

D. Jurisdiction and Venue

394. The claims asserted herein arise under Sections 11, 12 and 15 (15 U.S.C. §§ 77k, 77l and 77o) of the Securities Act of 1933 (“Securities Act”).

395. This Court has jurisdiction over the subject matter of this action pursuant to 28 U.S.C. § 1331 and § 22 of the Securities Act (15 U.S.C. § 77v).

396. Venue is proper in this District pursuant to Section 22(a) of the Securities Act (15 U.S.C. § 77v) and 28 U.S.C. § 1391(b). Substantial acts in furtherance of the wrongs alleged and/or their effects have occurred within this District, and Ambac maintains its principal office in New York, New York.

397. In connection with the acts alleged in these Claims for Relief under the Securities Act, the Defendants, directly or indirectly, used the means and instrumentalities of interstate commerce, including, but not limited to, the mails, interstate telephone communications and the facilities of the national securities markets.

E. False and Misleading Statements

1. The DISCS Registration Statement/Prospectus

398. The DISCS Registration Statement/Prospectus incorporated certain documents by reference which contained materially false and misleading statements or omitted material facts. Those documents were the following: Ambac's Form 10-Q filed on September 30, 2006, and Ambac's Form 8-Ks filed on October 25, 2006 and January 31, 2007. The October 25, 2006 and January 31, 2007 Form 8-Ks incorporated as exhibits Ambac's press releases of the same dates announcing Ambac's net income for the quarters ended September 30, 2006 and December 31, 2006, respectively. In addition, a "Recent Developments" section in the DISCS Registration Statement summarized certain fourth quarter and full year 2006 financial results regarding its structured finance business, which were also reported in Ambac's January 31, 2007 press release, including Ambac's net income.

a. The October 25, 2006 Form 8-K

399. On October 25, 2006, Ambac filed with the SEC a Form 8-K, attaching a press release announcing its third quarter 2006 financial results. In the press release, Defendant Genader asserted: "We are currently witnessing a solid level of deal inquiries and opportunities.... We remain steadfast in judiciously allocating our capital to transactions that enable us to continue to deliver superior returns."

400. The above statements were materially false and misleading because:

- a. In 2006 mortgage originators lowered their underwriting standards for mortgages comprising Ambac's direct and derivative RMBS exposures.
- b. Ambac had lowered its underwriting standards for RMBS and CDOs backed by RMBS.

- c. The collateral supporting Ambac's RMBS-exposures and in CDOs backed by RMBS showed negative trends in delinquencies and other key metrics.

- b. The Third Quarter 2006 Form 10-Q

401. On November 8, 2006, Ambac issued its Form 10-Q for the quarter ended September 30, 2006 (the "3Q06 Form 10-Q"). The 3Q06 Form 10-Q was signed by Defendant Leonard and included as exhibits Sarbanes-Oxley Certifications (the "Sarbanes-Oxley Certifications") signed by Defendants Genader and Leonard certifying, *inter alia*, that they had reviewed the 3Q06 Form 10-Q and, to their knowledge the (i) report did not contain any untrue statement of a material fact or omit to state a material fact necessary to make the statements made, in light of the circumstances under which such statements were made, not misleading with respect to the period covered by this report; and (ii) the financial statements and other financial information included in the report fairly present, in all material respects, the financial condition, results of operations and cash flows of the registrant as of, and for, the periods presented in the report.

402. The 3Q06 Form 10-Q described Ambac's "active surveillance" of its insured portfolio to identify "adversely classified" credits as follows:

Active surveillance of the insured portfolio enables Ambac's Surveillance Group to track credit migration of insured obligations from period to period and prepare an adversely classified credit listing. The active credit reserve is established only for adversely classified credits. The criteria for an exposure to be included on the adversely classified credit listing includes ... ***underperformance of the underlying collateral (for collateral dependent transactions such as mortgage-backed securitizations), problems with the servicer of the underlying collateral and other adverse economic events or trends***.... (Emphasis added.)

403. The 3Q06 Form 10-Q disclosed that Ambac took active credit reserves based on, among other things, Ambac's information regarding "historical default information" and "internally developed loss severities."

404. The 3Q06 Form 10-Q stated that "we note that the mortgage-backed and home equity ultimate [loss] severities have been better than or equal to our current severity assumption." With respect to CDO obligations, the 3Q06 Form 10-Q stated that "Ambac considers the unique attributes of the underlying collateral and transaction."

405. The above statements were materially false and misleading because:

- a. In 2006 mortgage originators lowered their underwriting standards for mortgages comprising Ambac's direct and derivative RMBS exposures.
- b. Ambac had lowered its underwriting standards for RMBS and CDOs backed by RMBS.
- c. The collateral supporting Ambac's RMBS-exposures and in CDOs backed by RMBS showed negative trends in delinquencies and other key metrics.

c. January 31, 2007 Form 8-K

406. On January 31, 2007, Ambac filed with the SEC a Form 8-K, attaching a press release announcing its fourth quarter 2006 financial results. The press release disclosed that Ambac's total revenues were \$454.3 million, and net income for the quarter was \$202.7 million, or \$1.88 per diluted share. Ambac's loss and loss expense reserve was \$220.1 million, a decrease from \$304.1 million at the end of the prior year.

407. The January 31, 2007 press release also reported a net mark-to-market loss on financial guarantee credit derivative contracts in the fourth quarter of \$838,000 and a net mark-to-market gain of \$9.1 million for the year 2006.

408. The above statements were materially false and misleading because:

- a. In 2006 mortgage originators lowered their underwriting standards for mortgages comprising Ambac's direct and derivative RMBS exposures.
- b. Ambac had lowered its own underwriting standards for RMBS and CDOs backed by RMBS.
- c. The collateral supporting Ambac's RMBS-exposures and in CDOs backed by RMBS showed negative trends in delinquencies and other key metrics.

2. The Common Stock and Equity Units Registration Statement/Prospectus

409. The Common Stock Registration Statement/Prospectus and the Equity Units Registration Statement/Prospectus incorporated certain documents by reference which, as detailed hereafter, contained materially false and misleading statements and/or omitted material facts. Those documents were the following: Ambac's annual reports on Form 10-K for the fiscal years ended December 31, 2006 and December 31, 2007, Ambac's quarterly reports on Form 10-Q for the quarters ended March 31, 2007, June 30, 2007 and September 30, 2007, and Ambac's Form 8-Ks filed on January 31, 2007, April 25, 2007, July 25, 2007, October 24, 2007, January 16, 2008 and January 22, 2008. The January 31, 2007, April 25, 2007, July 25, 2007, October 24, 2007 and January 22, 2008 Form 8-Ks incorporated as exhibits Ambac's press releases of the same dates announcing Ambac's net income for the quarters ended December 31, 2006, March 31, 2007, June 30, 2007, September 30, 2007 and December 31, 2007, respectively.

a. January 31, 2007 Form 8-K

410. On January 31, 2007, Ambac filed with the SEC a Form 8-K, attaching a press release announcing its fourth quarter 2006 financial results. The January 31, 2007

press releases contained untrue statements of material facts and omitted material facts as stated above in ¶¶406-408.

b. The 2006 Form 10-K

411. On March 1, 2007, Ambac filed with the SEC its Form 10-K for the year ended December 31, 2006 (the “2006 Form 10-K”), which was signed by Defendants Leonard and Genader. The 2006 Form 10-K included Sarbanes-Oxley Certifications making the same representations as set forth in ¶401, *supra*. The 2006 Form 10-K represented that Ambac’s “Consolidated Financial Statements have been prepared in conformity with U.S. generally accepted accounting principles using management’s best estimates and judgment.”

412. Ambac’s 2006 Form 10-K reported the same loss and loss expense reserves, net earnings and net earnings per share, as reported in the January 31, 2007 press release, as set forth in ¶406, *supra*. The 2006 Form 10-K reported net mark-to-market losses of \$838,000 on financial guarantee credit derivative contracts for the fourth quarter and a gain of \$9.1 million for the year. Regarding its mark-to-market process, the 2006 Form 10-K disclosed:

Ambac’s exposure to derivative instruments ... are accounted for at fair value under SFAS 133[]. Fair value is determined based upon market quotes from independent sources, when available. When independent quotes are not available, fair value is determined using valuation models.... For derivatives that trade in less liquid markets, such as credit derivatives on synthetic collateralized debt obligations ... a proprietary model is used because such instruments tend to be more complex and pricing information is not readily available in the market.

413. With respect to the underwriting of structured finance products, the 2006 Form 10-K represented that “the amount and quality of asset coverage required is *determined by the historical performance of the underlying asset type* or the

transaction's specific underlying assets.” (Emphasis added). The 2006 Form 10-K also stated that, as part of the underwriting process, Ambac performed due diligence on its loan originators, a process that “*often entails on-site due diligence covering the parties to the transaction, such as the issuer, originator, services or manager.*” (Emphasis added.)

414. In describing Ambac's “active surveillance” of its exposures, the 2006 Form 10-K stated as follows:

The Surveillance Group is responsible for monitoring outstanding financial guarantee exposures, including credit derivatives. The group's monitoring activities are designed to detect deterioration in credit quality or changes in the economic, regulatory or political environment which could adversely impact the portfolio. Active surveillance enables Ambac Assurance's Surveillance Group to track single credit migration and industry credit trends...

... The focus of the surveillance review is to assess performance, identify credit trends and recommend appropriate classifications, ratings and review periods.... Those credits that are either in default or have developed problems that eventually may lead to a claim or loss are tracked closely by the appropriate surveillance team and reported to management and Ambac's Board of Directors by preparation of an adversely classified credit listing. Relevant information, along with the plan for corrective actions and a reassessment of the credit's rating and credit classification, is reviewed with senior management in regular adversely classified credit meetings....

Surveillance for collateral dependent transactions focuses on review of the asset and servicer performance as well as transaction cash flows.

415. The 2006 Form 10-K stated, inter alia, that “[t]he criteria for an exposure to be included on the adversely classified credit listing includes ... underperformance of the underlying collateral (for collateral dependent transactions such as mortgage-backed securitizations), problems with the servicer of the underlying collateral and other adverse economic events or trends....” The 2006 Form 10-K also stated that “mortgage-backed

and home equity ultimate [loss] severities have been less than or equal to our current severity assumption.” With respect to CDO obligations, the 2006 Form 10-K stated that “Ambac considers the unique attributes of the underlying collateral and transaction” and that “Ambac’s exposure to CDOs in its classified portfolio is currently limited.”

416. The above statements were materially false and misleading because:

- a. In 2006 and thereafter, mortgage originators lowered their underwriting standards for mortgages comprising Ambac’s direct and derivative RMBS exposures.
- b. Ambac had lowered its underwriting standards for RMBS and CDOs backed by RMBS.
- c. The collateral supporting Ambac’s RMBS-exposures and in CDOs backed by RMBS showed negative trends in delinquencies and other key metrics.
- d. After the date of the close of the 2006 financial period but prior to the issuance of the 2006 Form 10-K, Ambac’s CDO portfolio experienced an undisclosed mark-to-market decline, disclosure of which was a subsequent event necessary to prevent these financial statements from being misleading.

c. The April 25, 2007 Form 8-K

417. On April 25, 2007, Ambac filed with the SEC a Form 8-K, attaching a press release announcing its first quarter 2007 financial results. The press release disclosed that Ambac’s total revenues were \$461.8 million, and net income for the quarter was \$213.3 million, or \$2.02 per diluted share. Financial guarantee net mark-to-market losses on credit derivatives contracts were \$5.124 million. Ambac’s loss and loss expense reserve was \$231.3 million, a modest increase from \$220.1 million at the end of the prior year. Defendant Genader stated that “recent evidence of credit spread widening in the mortgage related asset classes should lead to increased demand for our core financial guarantee product, provided of course, that wider spreads continue to prevail.”

The press release also stated that “[d]uring the quarter, Ambac benefited from increased writings in utilities, structured insurance and pooled debt obligations (CDOs)” and that “Ambac remains focused on achieving the best risk-rated returns and will remain disciplined until pricing in this product is commensurate with the level of risk.”

418. The above statements were materially false and misleading because:

- a. In 2006 and thereafter, mortgage originators lowered their underwriting standards for mortgages comprising Ambac’s direct and derivative RMBS exposures.
- b. Ambac had lowered its underwriting standards for RMBS and CDOs backed by RMBS.
- c. The collateral supporting Ambac’s RMBS-exposures and in CDOs backed by RMBS showed negative trends in delinquencies and other key metrics.
- d. Ambac’s adversely classified credit listing failed to take into account these negative trends.
- e. Ambac’s financial statements for the quarter violated GAAP by materially misstating Ambac’s assets and liabilities, net income and earnings per share, based on the failure to properly mark-to-market the true value of its CDS-related exposures, and to record sufficient reserves on RMBS.

d. The First Quarter 2007 Form 10-Q

419. On May 10 2007, Ambac filed with the SEC its Form 10-Q for the quarter ended March 31, 2007 (the “1Q07 Form 10-Q”). The 1Q07 Form 10-Q was signed by Defendant Leonard and included as exhibits Sarbanes-Oxley Certifications signed by Defendants Genader and Leonard that made the representations set forth at ¶401, *supra*.

420. The 1Q07 Form 10-Q represented that Ambac’s consolidated unaudited interim financial statements were prepared on the basis of GAAP. The 1Q07 Form 10-Q also reported the same loss and loss expense reserves, mark-to-market adjustments, net

earnings and net earnings per share, as reported in the April 25, 2007 press release, as set forth in ¶417, *supra*. The 1Q07 Form 10-Q disclosed that net mark-to-market losses on credit derivative contracts for the three months ended March 31, 2007 were (\$5.1) million compared to net mark-to-market gains of \$2.0 million in the three months ended March 31, 2006.

421. The 1Q07 Form 10-Q repeated the statements quoted at ¶¶402-404, *supra*, regarding (a) Ambac’s “active surveillance” of its insured portfolio to identify “adversely classified” credits, including determining whether there was “underperformance of the underlying collateral”; and (b) the process by which an active credit reserve is established; and (c) RMBS and CDO “loss severity assumptions.”

422. The 1Q07 Form 10-Q also repeated the statement made in the 2006 Form 10-K, quoted at ¶412, *supra*, about Ambac’s use of proprietary valuation models.

423. The above statements were materially false and misleading because:

- a. In 2006 and thereafter, mortgage originators lowered their underwriting standards for mortgages comprising Ambac’s direct and derivative RMBS exposures.
- b. Ambac had lowered its underwriting standards for RMBS and CDOs backed by RMBS.
- c. The collateral supporting Ambac’s RMBS-exposures and in CDOs backed by RMBS showed negative trends in delinquencies and other key metrics.
- d. Ambac’s adversely classified credit listing failed to take into account these negative trends.
- e. Ambac’s “proprietary model” to mark its CDO exposures did not account for the fact that the collateral underlying Ambac’s exposures performed in line with the collateral comprising the pertinent market indices.
- f. Ambac’s financial statements for the quarter violated GAAP by materially misstating Ambac’s assets and liabilities, net income and earnings per

share, based on the failure to properly mark-to-market the true value of its CDS-related exposures, and to record sufficient reserves on RMBS.

e. The July 25, 2007 Form 8-K

424. On July 25, 2007, Ambac filed with the SEC a Form 8-K, attaching issued a press release announcing its second quarter 2007 financial results. Ambac reported second quarter net income of \$173.0 million, or \$1.67 per diluted share. Financial Guarantee net mark-to-market losses on credit derivatives contracts were \$56.9 million, and Ambac's loss and loss expense reserve was \$255.8 million, a slight increase from \$231.3 million at the end of the prior quarter. The press release attributed the minor mark-to-market write-down to unfavorable market pricing of CDOs containing subprime RMBS collateral.

425. The press release disclosed that Ambac's Active Credit Reserve "increased by \$14.9 million during the quarter, from \$188.8 million at March 31, 2007 to \$203.7 million at June 30, 2007," which was "driven primarily by increases in reserves on certain credits primarily within the transportation sector of the U.S. public finance portfolio and to a lesser extent within the non-subprime RMBS sector of the structured finance portfolio...."

426. In the press release, Defendant Genader highlighted that "[o]ur ***rigorous and proven approach*** enabled us to deliver positive results despite the turmoil in the subprime mortgage market" and that "***in the unlikely event of default*** we pay scheduled principal and interest, thereby minimizing liquidity risk." (Emphasis added.) Genader also stated that Ambac's "disciplined execution" of its approach would allow it "to

benefit from the improving business conditions we see, with wider spreads, enhanced credit terms and increased demand for our valuable financial guarantee products.”

427. The above statements were materially false and misleading because:

- a. In 2006 and thereafter, mortgage originators lowered their underwriting standards for mortgages comprising Ambac’s direct and derivative RMBS exposures.
- b. Ambac had lowered its underwriting standards for RMBS and CDOs backed by RMBS.
- c. The collateral supporting Ambac’s RMBS-exposures and in CDOs backed by RMBS showed negative trends in delinquencies and other key metrics.
- d. Ambac’s adversely classified credit listing failed to take into account these negative trends.
- e. Ambac’s financial statements for the quarter violated GAAP by materially misstating Ambac’s assets and liabilities, net income and earnings per share, based on the failure to properly mark-to-market the true value of its CDS-related exposures, and to record sufficient reserves on RMBS.

f. The Second Quarter 2007 Form 10-Q

428. On August 9, 2007, Ambac filed with the SEC its Form 10-Q for the quarter ended June 30, 2007 (the “2Q07 Form 10-Q”). The 2Q07 Form 10-Q was signed by Defendant Leonard and included as exhibits Sarbanes-Oxley Certifications signed by Defendants Genader and Leonard that made the representations set forth at ¶401.

429. The 2Q07 Form 10-Q represented that Ambac’s consolidated unaudited interim financial statements were prepared on the basis of GAAP. The 2Q07 Form 10-Q reported the same loss and loss expense reserves, mark-to-market adjustments, net earnings and net earnings per share, as reported in the July 25, 2007 press release, as set forth in ¶424-425.

430. The 2Q07 Form 10-Q repeated the statements quoted at ¶¶402-404, *supra*, regarding (a) Ambac’s “active surveillance” of its insured portfolio to identify “adversely classified” credits, including determining whether there was “underperformance of the underlying collateral; (b) the process by which an active credit reserve is established; and (c) RMBS and CDO “loss severity assumptions.”

431. The 2Q07 Form 10-Q repeated the statements made in the 2006 Form 10-K quoted at ¶412, *supra* about the use of proprietary valuation models. The 2Q07 Form 10-Q stated that the previously disclosed net mark-to-market loss on credit derivative contracts for the quarter of \$56.9 million was “related to collateralized debt obligations of asset-backed securitizations (“CDO of ABS”) containing sub-prime mortgage-backed securities as collateral.”

432. The above statements were materially false and misleading because:

- a. In 2006 and thereafter, mortgage originators lowered their underwriting standards for mortgages comprising Ambac’s direct and derivative RMBS exposures.
- b. Ambac had lowered its underwriting standards for RMBS and CDOs backed by RMBS.
- c. The collateral supporting Ambac’s RMBS-exposures and in CDOs backed by RMBS showed negative trends in delinquencies and other key metrics.
- d. Ambac’s adversely classified credit listing failed to take into account these negative trends.
- e. Ambac’s financial statements for the quarter violated GAAP by materially misstating Ambac’s assets and liabilities, net income and earnings per share, based on the failure to properly mark-to-market the true value of its CDS-related exposures, and to record sufficient reserves on RMBS.

g. The October 24, 2007 Form 8-K

433. On October 24, 2007, Ambac filed with the SEC a Form 8-K, attaching a press release announcing its third quarter 2007 financial results. Ambac reported a third quarter net loss of \$360.6 million, or \$3.51 per diluted share, which it attributed to the previously announced \$743 million loss on credit derivative exposures. Ambac's loss and loss expense reserve was \$278.7 million, an increase from \$255.8 million at the end of the prior quarter. The press release made several new disclosures, including that Ambac's case basis credit reserves increased from \$59.8 million from \$47.3 million at June 30, 2007 to \$107.1 million at September 30, 2007, and that the increase "relate[s] primarily to two RMBS transactions that are underperforming original expectations."

434. The above statements were materially false and misleading because:

- a. In 2006 and thereafter, mortgage originators lowered their underwriting standards for mortgages comprising Ambac's direct and derivative RMBS exposures.
- b. Ambac had lowered its underwriting standards for RMBS and CDOs backed by RMBS.
- c. The collateral supporting Ambac's RMBS-exposures and in CDOs backed by RMBS showed negative trends in delinquencies and other key metrics.
- d. Ambac's adversely classified credit listing failed to take into account these negative trends.
- e. Ambac's "proprietary model" to mark its CDS exposures did not account for the fact that the collateral underlying Ambac's exposures performed in line with the collateral comprising the pertinent market indices.
- f. Ambac's financial statements for the quarter violated GAAP by materially misstating Ambac's assets and liabilities, net income and earnings per share, based on the failure to properly mark-to-market the true value of its CDS-related exposures, and to record sufficient reserves on RMBS.

h. The Third Quarter 2007 Form 10-Q

435. On November 9, 2007, Ambac filed with the SEC its Form 10-Q for the quarter ended September 30 2007 (the “3Q07 Form 10-Q”). The 3Q07 Form 10-Q was signed by Defendant Leonard and included as exhibits Sarbanes-Oxley Certifications signed by Defendants Genader and Leonard that made the representations set forth at ¶401.

436. The 3Q07 Form 10-Q represented that Ambac’s consolidated unaudited interim financial statements were prepared on the basis of GAAP. The 3Q07 Form 10-Q reported the same reserves, mark-to-market adjustments, net earnings and net earnings per share, as reported in the October 24, 2007 press release, as set forth in ¶433.

437. The 3Q07 Form 10-Q disclosed active credit reserves of \$166.7 million and case base reserves of \$822.1 million at September 30, 2007, with the increase in case base reserves attributed to the default of several mortgage-backed transactions. Like Ambac’s prior Form 10-Q’s, the 3Q07 Form 10-Q explained Ambac’s establishment of active credit reserves using “historical default information” and “internally developed loss severity assumptions”, and Ambac’s “active surveillance” to identify “adversely classified” credits quoted. The 3Q07 Form 10-Q also repeated the statements in the 2Q07 Form 10-Q that (1) ‘Loss severity estimates are based upon available evidence’ and (2) “Ambac’s exposure to CDOs in its classified credit portfolio is currently limited.”

438. The above statements were false and misleading because:

- a In 2006 and thereafter, mortgage originators lowered their underwriting standards for mortgages comprising Ambac’s direct and derivative RMBS exposures.

- b. Ambac had lowered its underwriting standards for RMBS and CDOs backed by RMBS.
- c. The collateral supporting Ambac's RMBS-exposures and in CDOs backed by RMBS showed negative trends in delinquencies and other key metrics.
- d. Ambac's adversely classified credit listing failed to take into account these negative trends.
- e. Ambac's "proprietary model" to mark its CDS exposures did not account for the fact that the collateral underlying Ambac's exposures performed in line with the collateral comprising the pertinent market indices.
- f. Ambac's financial statements for the quarter violated GAAP by materially misstating Ambac's assets and liabilities, net income and earnings per share, based on the failure to properly mark-to-market the true value of its CDS-related exposures, and to record sufficient reserves on RMBS.
 - i. The January 16, 2008 Form 8-K Release

439. On January 16, 2008, Ambac filed with the SEC a Form 8-K, attaching a press release in which it announced, *inter alia*, that it was cutting its dividend, had replaced Defendant Genader with Callen as interim CEO, and estimated a \$5.4 billion mark-to-market loss on its credit derivative portfolio for the quarter, including a \$1.1 billion credit impairment. The press release also stated that Ambac expected to report a net loss per share "of up to \$32.83" for the quarter.

440. The press release disclosed that the loss was due to Ambac's "fourth quarter fair value review of its outstanding credit derivative contracts," and that, outside of the \$1.1 billion credit impairment charge taken by Ambac, "Ambac continues to believe that the balance of the mark-to-market losses taken to date are not predictive of future claims and that, in the absence of further credit impairment, the cumulative marks would be expected to reverse over the remaining life of the insured transactions." The press release also disclosed that Ambac expected to report a \$143 million pre-tax loss

provision which “relates primarily to underperforming home equity line of credit and closed-end second lien RMBS securitizations.”

441. The press release was materially false and misleading for the following reasons:

- a. The performance of the collateral in Ambac’s CDO exposures was closely following the performance of the general market indices; Ambac’s CDO exposures were not performing better, but in fact were deteriorating just as rapidly.
- b. The reserves and impairment charges that Ambac took were materially deficient in relation to the size of Ambac’s RMBS and CDO exposures.
- c. Ambac’s reported write-down as of December 31, 2007, of only \$5.4 billion, was materially lower than an appropriate write-down based upon the actual performance of Ambac’s CDS portfolio at that time, which would have reflected underlying collateral deterioration. As a result, Ambac’s net assets and liabilities, income and income per share were materially overstated.
- d. Due to the undisclosed dramatic deterioration in the underlying assets of Ambac’s direct RMBS exposure, Ambac’s mark-to-market losses and reserves for the quarter were materially understated, and Ambac’s net assets and liabilities, income and income per share were materially overstated.

i. January 22, 2008 Form 8-K

442. On January 22, 2008, Ambac filed with the SEC a Form 8-K, attaching a press release announcing its fourth quarter 2007 financial results. For the quarter, Ambac reported a net loss of \$3.25 billion, or \$31.85 per share. Financial guarantee net mark-to-market losses on credit derivatives contracts were \$5.2 billion, including an estimated credit impairment of \$1.1 billion. Ambac's loss and loss expense reserve was \$484.3 million, an increase from \$255.8 million at the end of the prior quarter.

443. The press release disclosed that Ambac's Active Credit Reserves "increased by \$196.7 million during the quarter, from \$166.7 million at September 30, 2007 to \$363.4 million at December 31, 2007."

444. The press release also disclosed that "[t]he increase was driven by unfavorable credit activity within the home equity line of credit and closed-end second lien RMBS portfolio, partially offset by favorable credit activity within the public finance portfolio."

445. The above statements were materially false and misleading because:

- a. The reserves and impairment charges that Ambac took were materially deficient in relation to the size of Ambac's RMBS and CDO exposures. Ambac's total reserves were only approximately 1% of Ambac's overall RMBS exposure, and Ambac's \$1.1 billion impairment charge represented less than 4% of Ambac's \$29+ billion exposure to RMBS-backed CDOs – at a time when the underlying collateral performance continued to deteriorate.
- b. The reserves and impairment charges that Ambac took were materially deficient in relation to the size of Ambac's RMBS and CDO exposures.
- c. The reported mark-to-market write-down was lower than an appropriate write-down based upon the actual performance of Ambac's CDO exposure at that time, which would have reflected underlying collateral deterioration.

j. Ambac's 2007 Form 10-K

446. On February 29, 2008, Ambac filed with the SEC its Form 10-K for the year ended December 31, 2007 (the "2007 Form 10-K"). The 2007 Form 10-K was signed by Defendant Leonard and included as exhibits Sarbanes-Oxley Certifications signed by Defendant Leonard. These Certifications made the identical representations set forth at ¶401 *supra*. The 2007 Form 10-K also contained the same representation that the Consolidated Financial Statement were prepared in accordance with GAAP as in the 2006 Form 10-K.

447. The 2007 Form 10-K reported the same reserves, mark-to-market adjustments, credit impairment, net earnings and net earnings per share, as reported in the January 22, 2008 press release, as set forth in ¶¶442-443.

448. The above statements were materially false and misleading because:

- a. The reserves and impairment charges that Ambac took were materially deficient in relation to the size of Ambac's RMBS and CDO exposures.
- b. In 2006 and thereafter, mortgage originators lowered their underwriting standards for mortgages comprising Ambac's direct and derivative RMBS exposures.
- c. Ambac had lowered its underwriting standards for RMBS and CDOs backed by RMBS.
- d. The collateral supporting Ambac's RMBS-exposures and in CDOs backed by RMBS showed negative trends in delinquencies and other key metrics.
- e. The reported mark-to-market write-down in fact was drastically lower than an appropriate write-down based upon the actual performance of Ambac's CDO portfolio at that time, which would have reflected underlying collateral deterioration.
- f. Ambac's financial statements for the year ended December 31, 2007 violated GAAP by materially misstating Ambac's assets and liabilities, net income and income per share, based on the failure to properly mark-to-

market the true value of its CDS-related exposures, and to record sufficient reserves on its direct RMBS exposures.

F. Ambac's Financial Statements Failed To Comply With GAAP And SEC Regulations

449. Ambac's financial results for the year ended December 31, 2007, and interim financial statements for the quarterly periods ended March 30, 2007, June 30, 2007, and September 30, 2007 were false and misleading for, among other things, overstating assets and net earnings, understating liabilities, failing to disclose negative trends, failing to fairly mark-to-market the value of its CDS on CDOs, and failing to take required loss reserves on its Direct RMBS exposures.

450. Generally Accepted Accounting Principles ("GAAP") are those principles recognized by the accounting profession as the conventions, rules and procedures necessary to define accepted accounting practices at a particular time. The SEC has the statutory authority for the promulgation of GAAP for public companies and has delegated that authority to the Financial Accounting Standards Board ("FASB"). SEC Regulation S-X (17 C.F.R. § 210.4-01(a)(1)) provides that financial statements filed with the SEC which are not presented in accordance with GAAP will be presumed to be misleading, despite footnotes or other disclosures.

451. GAAP consists of a hierarchy of authoritative literature. The highest priority is comprised of FASB Statements of Financial Accounting Standards ("SFAS"). Other sources to be used for financial reporting include FASB Interpretations ("FIN"), Accounting Principles Board Opinions ("APB"), and AICPA Auditing Standards and Statements of Position ("SOP"). GAAP provides other authoritative pronouncements including, among others, the FASB Concept Statements ("FASCON"), which provide a

framework for the standard process for reporting transactions that are not specifically addressed by an existing accounting standard.

452. The SEC requires that public companies prepare their financial statements in accordance with GAAP. As set forth in SEC Regulation S-X (17 C.F.R. § 210.4-01(a)(1)), financial statements filed with the SEC which are not presented in accordance with GAAP will be presumed to be misleading. SEC Regulation S-X (17 C.F.R. § 210.10-01(a)(5)) also requires that interim financial statements comply with GAAP and “shall include disclosures either on the face of the financial statements or in accompanying footnotes sufficient so as to make the interim information presented not misleading.”

453. As set forth herein, Ambac’s relevant financial statements presented the Company’s financial position and results of operations in a manner which, among other things, also violated the following accounting concepts, requiring that a Company’s financial reporting provide information:

- a. that is useful to present and potential investors and creditors and other users in making rational investment, credit and similar decisions (FASCON 1 ¶¶34);
- b. about the economic resources of an enterprise, the claims to those resources, and the effects of transactions, events, and circumstances that change resources and claims to those resources (FASCON 1 ¶40);
- c. that represents what it purports to represent. That information should be reliable as well as relevant is a notion that is central to accounting (FASCON 2 ¶¶58-59);
- d. that is complete, which means that nothing material is left out of the information that may be necessary to ensure that it validly represents underlying events and conditions (FASCON 2 ¶79);

- e. is verifiable in that it provides a significant degree of assurance that accounting measures represent what they purport to represent (FASCON 2 ¶81); and
- f. the principle that conservatism be used as a prudent reaction to uncertainty to try to ensure that uncertainties and risk inherent in business situations are adequately considered. (FASCON 2 ¶¶95, 97).

454. Financial guarantees on the various RMBS and CDOs directly insured by Ambac are accounted for differently under GAAP than CDS derivatives. CDS transactions are considered to be credit derivatives, and are accounted for at fair value and require changes in fair value to be recognized currently in earnings under SFAS 133, *Accounting for Derivative Instruments and Hedging Activities*, and SFAS 107, *Disclosures About Fair Value of Financial Instruments*, with additional guidance from FIN 45, *Guarantor's Accounting and Disclosure Requirements for Guarantees, Including Indirect Guarantees of Indebtedness of Others*. Direct financial guarantees on RMBS and CDOs are recognized as insurance contracts under SFAS 60, *Accounting and Reporting by Insurance Enterprises*, and are largely accounted for as loss contingencies under SFAS 5, *Accounting for Contingencies*.

455. Ambac failed to properly account for the Company's derivative exposure to CDS by failing to properly mark their reported CDS values to the market, in violation of SFAS 133. Additionally, Ambac failed to make adequate loss reserve disclosures for its direct RMBS exposure.

1. Ambac Violated SFAS 133 and 107 By Failing To Mark Its CDO Exposures To Market

456. The cornerstone of SFAS 133 is that it "requires that an entity recognize all derivatives as either assets or liabilities in the statement of financial position and

measure those instruments *at fair value.*” See SFAS 133, Summary (emphasis added). SFAS 133 was intended to give investors and analysts greater clarity about the use of derivatives and the effectiveness (and ineffectiveness) of a company’s hedging activities, which are governed by SFAS 60 and 5, as discussed below.

457. CDS are typically considered derivative contracts because they “derive” their value from underlying assets, including, of particular import in this case, ABS and/or RMBS. The price of a swap is set by the expected likelihood of a default and the probable amount of the loss, or the “loss severity.” The “value” of the swap is the difference between the premiums the issuer/seller will receive and the likely default payments it will make.

458. Mark-to-market gains and losses are recognized on Ambac’s financial statements in an account called “Net Mark-to-Market (Losses) Gains on Credit Derivative Contracts,” which represents the portion of mark-to-market gains/losses directly related to credit derivatives.

459. SFAS 107, as amended by SFAS 133, requires a company to “disclose, either in the body of the financial statements or in the accompanying notes, the fair value of financial instruments for which it is practicable to estimate that value.”

460. Both SFAS 107 and SFAS 133 contained similar market-driven definitions of fair value before being subsumed by SFAS 157, *Fair Value Measurements*, a Statement issued in September 2006 (although not mandatorily adopted until November 2007), that defined fair value and provided a standardized framework for determining fair value as follows:

[F]air value is a market-based measurement, not an entity-specific measurement. Therefore, a fair value measurement should be determined based on the assumptions that market participants would use in pricing the asset or liability. (Emphasis added.)

461. For its financial statements for the periods ended March 31, 2007, June 30, 2007, September 30, 2007 and December 31, 2007, Ambac failed to comply with SFAS 133 and 107 because it failed to properly value its CDS as required by SFAS 133.

2. Ambac Violated SFAS 5 By Failing To Take Adequate Loss Reserves

462. Ambac's direct RMBS and RMBS-backed non-derivative CDO portfolios are written as conventional insurance contracts and, therefore, have to be reported in conformity with GAAP's financial guarantee accounting methodology, primarily SFAS 60 and 5.

463. SFAS 60, *"Accounting and Reporting by Insurance Enterprises,"* provides guidance for the premium and claims cost recognition for insurance companies, including Ambac's loss reserves. SFAS 60, ¶ 17 provides:

A liability for unpaid claim costs relating to insurance contracts other than title insurance contracts, including estimates of costs relating to **incurred but not reported claims**, shall be accrued when insured events occur. (emphasis in original)

464. SFAS 5, *"Accounting for Contingencies,"* governs the accounting and reporting for loss contingencies before the actual event of default or other triggering event occurs. Under SFAS 5, a contingency is "an existing condition, situation, or set of circumstances involving uncertainty as to [a] possible . . . loss (hereinafter, a "loss contingency") to an enterprise that will ultimately be resolved when one or more future events occur or fail to occur." SFAS 5, ¶ 1.

465. When a contingency does not meet both the “probable” and “reasonably estimable” prongs, the FASB requires the disclosure of contingencies and losses under circumstances applicable to Ambac in SFAS 5, ¶10. In addition to the fundamental principles of financial reporting established by the principles and FASCONs stated above, GAAP requires certain disclosures (even without any accompanying quantitative estimates).

If no accrual is made for a loss contingency because one or both of the conditions in paragraph 8 are not met, or if an exposure to loss exists in excess of the amount accrued pursuant to the provisions of paragraph 8, disclosure of the contingency shall be made when there is *at least a reasonable possibility that a loss or an additional loss may have been incurred. The disclosure shall indicate the nature of the contingency and shall give an estimate of the possible loss or range of loss or state that such an estimate cannot be made...* (Emphasis added.)

466. Ambac’s financial statements failed to properly account for and report loss reserves as required under GAAP.

COUNT III

(Against Defendants Ambac, Genader, Leonard, Lassiter, Callen, Considine, Gregory, Theobald, Unger, Wallace, Citigroup, Goldman, J.P. Morgan, HSBC, Lehman, MLPFS, UBS and Wachovia for Violations of Section 11 of the Securities Act in Connection with the February 2007 DISCS Offering)

467. Plaintiffs repeat and reallege the allegations above starting at paragraphs 351-466, as if fully set forth herein. For purposes of this claim, Plaintiffs expressly exclude and disclaim any allegation that could be construed as alleging or sounding in fraud or intentional or reckless misconduct. This claim is based solely on strict liability and/or the absence of an affirmative defense based on the reasonableness of a partial defendant’s investigation.

468. This claim is brought pursuant to Section 11 of the Securities Act, on behalf of all purchasers of Ambac securities in or traceable to the February 2007 DISCS Offering against Ambac, Genader, Leonard, Lassiter, Callen, Considine, Gregory, Theobald, Unger, Wallace, Citigroup, Goldman, J.P. Morgan, HSBC, Lehman, MLPFS, UBS and Wachovia (collectively, the “DISCS Defendants”).

469. The DISCS Registration Statement/Prospectus contained untrue statements of material facts and omitted material facts required to be stated in order to make the statements contained therein not misleading, as set forth more fully above.

470. Ambac is the issuer of the DISCS pursuant to the DISCS Registration Statement/Prospectus. As issuer of the DISCS, Ambac is strictly liable to Plaintiffs and to the members of the Class who purchased DISCS pursuant to the DISCS Registration Statement/Prospectus for the materially untrue statements and omissions alleged herein.

471. Defendants Genader, Leonard, Lassiter, Callen, Considine, Gregory, Theobald, Unger, and Wallace (collectively, the “DISCS Officers and Directors”), signed the DISCS Registration Statement/Prospectus or authorized it to be signed on their behalf.

472. Citigroup, Goldman, J.P. Morgan, HSBC, Lehman, MLPFS, UBS and Wachovia (collectively, the “DISCS Underwriters”) were underwriters of the February 2007 DISCS Offering.

473. Class members purchased DISCS issued under or traceable to DISCS Registration Statement/Prospectus.

474. Class members who purchased DISCS pursuant to the DISCS Registration Statement/Prospectus were damaged by these defendants as a direct and proximate result of the untrue statements and omissions in the DISCS Registration Statement/Prospectus.

475. This claim is brought within the applicable statute of limitations.

476. By reason of the foregoing, the defendants named in this count have violated Section 11 of the Securities Act.

COUNT IV

(Against Defendants Ambac, Citigroup, Goldman, J.P. Morgan, HSBC, Lehman, MLPFS, UBS and Wachovia for Violations of Section 12(a)(2) of the Securities Act in Connection with the February 2007 DISCS Offering)

477. Plaintiffs repeat and reallege the allegations above starting at paragraphs 351-476, as if fully set forth herein. For purposes of this claim, Plaintiffs expressly exclude and disclaim any allegation that could be construed as alleging or sounding in fraud or intentional or reckless misconduct. This claim is based solely on strict liability and/or the absence of an affirmative defense based on the reasonableness of a partial defendant's investigation.

478. This claim is brought pursuant to Section 12(a)(2) of the Securities Act, on behalf of all purchasers of Ambac securities in the February 2007 DISCS Offering against Ambac and the DISCS Underwriters in connection with the February 2007 DISCS Offering.

479. Ambac was a seller, offeror, and/or solicitor of sales of the securities offered pursuant to the DISCS Registration Statement/Prospectus, which contained untrue statements of material fact or omitted to state material facts necessary in order to

make the statements, in light of the circumstances under which they were made, not misleading, as set forth more fully above.

480. The DISCS Underwriters were underwriters of the February 2007 DISCS Offering. As underwriters of the February 2007 DISCS Offering, these defendants participated in the February 2007 DISCS Offering and sale of the debt securities to the investing public.

481. Members of the class who purchased DISCS pursuant to the February 2007 DISCS Offering have sustained damages as a result of the untrue statements of material facts and omissions in the DISCS Registration Statement/Prospectus, for which they hereby elect to rescind and tender their DISCS to the defendants sued in this count in return for the consideration paid for Ambac DISCS with interest.

482. This claim is brought within the applicable statute of limitations.

483. By virtue of the foregoing, the defendants named in this count violated Section 12(a)(2) of the Securities Act.

COUNT V

(Against Defendants Ambac, Callen, Leonard, Duff, Considine, Theobald, Unger, Wallace, Credit Suisse, Citigroup, Banc of America, UBS, KB&W and KPMG for Violations of Section 11 of the Securities Act in Connection with the March 2008 Offerings)

484. Plaintiffs repeat and reallege the allegations above starting at paragraphs 351-483, as if fully set forth herein. For purposes of this claim, Plaintiffs expressly exclude and disclaim any allegation that could be construed as alleging or sounding in fraud or intentional or reckless misconduct. This claim is based solely on strict liability

and/or the absence of an affirmative defense based on the reasonableness of a partial defendant's investigation.

485. This claim is brought pursuant to Section 11 of the Securities Act, on behalf of all purchasers of Ambac securities in or traceable to the March 2008 Equity Units Offering and/ or the March 2008 Common Stock Offering against Ambac, Callen, Leonard, Duff, Considine, Theobald, Unger, Wallace, Credit Suisse, Citigroup, Banc of America, UBS, KB&W and KPMG (collectively, the "March Offering Defendants").

486. The Equity Units Registration Statement/Prospectus and the Common Stock Registration Statement/Prospectus contained untrue statements of material facts and omitted material facts required to be stated in order to make the statements contained therein not misleading, as set forth more fully above.

487. Defendants Callen, Leonard, Duff, Considine, Theobald, Unger, and Wallace (the "March Offerings Officer/Director Defendants"), signed the Equity Registration Statement/Prospectus and the Common Stock Registration Statement/Prospectus or authorized them to be signed on their behalf.

488. Ambac is the issuer of the equity units and common stock issued pursuant to the Equity Units Registration Statement/Prospectus and the Common Stock Registration Statement/Prospectus. As issuer, Ambac is strictly liable to Plaintiffs and to the members of the Class who purchased equity units and/or common stock traceable to the Equity Units Registration Statement/Prospectus and the Common Stock Registration Statement/Prospectus for the materially untrue statements and omissions alleged herein.

489. Credit Suisse, Citigroup, Banc of America, UBS and KB&W (the “March Offering Underwriters”) were underwriters of both the March 2008 Equity Units Offering and the March 2008 Common Stock Offering.

490. KPMG issued unqualified audit opinions for Ambac’s 2007 10-K, which was incorporated by reference in the Equity Units Registration Statement/Prospectus and the Common Stock Registration Statement/Prospectus with KPMG’s consent. As such, KPMG expressly consented to serve as an accounting expert with respect to the offering of the securities issued pursuant to the Equity Units Registration Statement/Prospectus and the Common Stock Registration Statement/Prospectus.

491. Class members purchased Ambac securities issued under or traceable to the Equity Units Registration Statement/Prospectus or the Common Stock Registration Statement/Prospectus.

492. Class members who purchased Ambac securities traceable to Post the Equity Units Registration Statement/Prospectus or the Common Stock Registration Statement/Prospectus were damaged by these defendants as a direct and proximate result of the untrue statements and omissions therein.

493. This claim is brought within the applicable statute of limitations.

494. By reason of the foregoing, the defendants named in this count have violated Section 11 of the Securities Act.

COUNT VI

(Against Defendants Ambac, Credit Suisse, Citigroup, Banc of America, UBS and KB&W for Violations of Section 12(a)(2) of the Securities Act in Connection with the March 2008 Offerings)

495. Plaintiffs repeat and reallege the allegations above starting at paragraphs 351-494, as if fully set forth herein. For purposes of this claim, Plaintiffs expressly exclude and disclaim any allegation that could be construed as alleging or sounding in fraud or intentional or reckless misconduct. This claim is based solely on strict liability and/or the absence of an affirmative defense based on the reasonableness of a partial defendant's investigation.

496. This claim is brought pursuant to Section 12(a)(2) of the Securities Act, on behalf of all purchasers of Ambac securities in the March 2008 Offerings against Ambac and the March Offering Underwriters in connection with the March 2008 Equity Units Offering and/or the March 2008 Common Stock Offering.

497. Ambac was a seller, offeror, and/or solicitor of sales of the securities offered pursuant to the Equity Units Registration Statement/Prospectus and the Common Stock Registration Statement/Prospectus, which contained untrue statements of material fact or omitted to state material facts necessary in order to make the statements, in light of the circumstances under which they were made, not misleading, as set forth more fully above.

498. The March Offering Underwriters were underwriters of both the March 2008 Equity Units Offering and the March 2008 Common Stock Offering. As underwriters, these defendants participated in the sale of the securities offered in the March 2008 Offerings to the investing public.

499. Members of the class who purchased securities pursuant to the March 2008 Offerings have sustained damages as a result of the untrue statements of material facts and omissions in the Equity Units Registration Statement/Prospectus or the Common Stock Registration Statement/Prospectus for which they hereby elect to rescind and tender their securities to the defendants sued in this count in return for the consideration paid for Ambac securities with interest.

500. Had Ambac and the March Offering Underwriters exercised reasonable care, these defendants could have known of the material misstatements and omissions alleged herein.

501. This claim is brought within the applicable statute of limitations.

502. By virtue of the foregoing, the defendants named in this count violated Section 12(a)(2) of the Securities Act.

COUNT VII

(Against Defendants Genader, Leonard and Callen for Violations of Section 15 of the Securities Act in connection with the February 2007 DISCS Offering and the March 2008 Offerings)

503. Plaintiffs repeat and reallege the allegations above starting at paragraphs 351-502, as if fully set forth herein. For purposes of this claim, Plaintiffs expressly exclude and disclaim any allegation that could be construed as alleging or sounding in fraud or intentional or reckless misconduct. This claim is based solely on negligence.

504. This Count is brought pursuant to Section 15 of the Securities Act on behalf of plaintiffs and the Class.

505. This Count is asserted against (1) Defendants Genader and Leonard, for violations of Section 15 of the Securities Act, 15 U.S.C. §77o, on behalf of Plaintiff

Painting Funds and the other members of the Class who purchased or otherwise acquired DISCS issued in the February 2007 DISCS Offering and (2) Defendants Callen and Leonard, for violations of Section 15 of the Securities Act, 15 U.S.C. §77o, on behalf of Plaintiffs and the other members of the Class who purchased or otherwise acquired securities issued in the March 2008 Offerings.

506. These defendants were controlling persons of the Company within the meaning of Section 15 of the Securities Act. Specifically, Defendant Leonard served as Ambac's Senior Vice President and Chief Financial Officer prior to and at the time of the February 2007 DISCS Offering and the March 2008 Offerings; and Defendant Genader served as Ambac's Chairman, Chief Executive Officer, President and a director of Ambac prior to and at the time of the February 2007 DISCS Offering; and Defendant Callen served as a Chief Executive Officers, President and director of Ambac prior to and at the time of the March 2008 Offerings.

507. Defendants Leonard and Genader prior to and at the time of the February 2007 DISCS Offering participated in the operation and management of the Company, and conducted and participated, directly and indirectly, in the conduct of Ambac's business affairs. Defendants Leonard and Genader participated in the preparation and dissemination of the DISCS Registration Statement/Prospectus, and otherwise participated in the process necessary to conduct the February 2007 DISCS Offering. Because of their positions of control and authority as senior officers of Ambac, Genader and Leonard were able to, and did, control the contents of the DISCS Registration Statement/Prospectus, which contained materially untrue information.

508. Defendants Leonard and Callen prior to and at the time of the March 2008 Offerings participated in the operation and management of the Company, and conducted and participated, directly and indirectly, in the conduct of Ambac's business affairs. Defendants Leonard and Callen participated in the preparation and dissemination of the Equity Units Registration Statement/Prospectus and Common Stock Registration Statement/Prospectus, and otherwise participated in the process necessary to conduct the March 2008 Offerings. Because of their positions of control and authority as senior officers of Ambac, Callen and Leonard were able to, and did, control the contents of the Equity Units Registration Statement/Prospectus and Common Stock Registration Statement/Prospectus, which contained materially untrue information.

509. By reason of the aforementioned conduct, Defendants Leonard and Genader are liable under Section 15 of the Securities Act, jointly and severally with, and to the same extent as Ambac is liable under Sections 11 and 12(a)(2) of the Securities Act, to plaintiffs and members of the Class who purchased DISCS pursuant to the February 2007 DISCS Offering; and Defendants Leonard and Callen are liable under Section 15 of the Securities Act, jointly and severally with, and to the same extent as Ambac is liable under Sections 11 and 12(a)(2) of the Securities Act, to plaintiffs and members of the Class who purchased securities pursuant to the March 2008 Offerings.

510. As a direct and proximate result of Defendants Leonard and Genader in the February 2007 DISCS Offering, Plaintiffs and the other members of the Class suffered damages in connection with their purchase or acquisition of the DISCS. As a direct and proximate result of Defendants Leonard and Callen in the March 2008 Offerings, Plaintiffs and the other members of the Class suffered damages in connection

with their purchase or acquisition of the Ambac securities offered pursuant to the March 2008 Offerings.

XIII. CLASS ACTION ALLEGATIONS FOR EXCHANGE ACT AND SECURITIES ACT COUNTS

511. Lead Plaintiffs (and, with respect to the February 2007 DISCS Offering, Plaintiff Painting Funds) bring this action on behalf of themselves and as a class action pursuant to Rules 23(a) and 23(b)(3) of the Federal Rules of Civil Procedure on behalf of a class (the “Class”) consisting of all persons and entities who: (i) purchased or otherwise acquired Ambac securities during the period from October 25, 2006, through and including April 23, 2008 and, who, upon disclosure of certain facts alleged herein, were injured thereby; (ii) purchased Ambac’s 2007 Directly-Issued Subordinated Capital Securities (“DISCS”) pursuant to a Post-Effective Amendment No. 1 to Form S-3 filed with the U.S. Securities and Exchange Commission (“SEC”) on February 6, 2007, and a 424B5 prospectus supplement dated February 7, 2007, and who were injured thereby; (iii) purchased Ambac’s equity units pursuant to the Post-Effective Amendment No. 2 to an automatic shelf registration statement on Form S-3 dated February 16, 2006, and a 424B5 prospectus supplement; and (iv) purchased Ambac common stock pursuant to the Post-Effective Amendment No. 2 and a 424B5 prospectus supplement.

512. The members of the Class are so numerous that joinder of all members is impracticable. As of March 31, 2008, Ambac had 286,833,756 shares of common stock issued and outstanding. Throughout the Class Period, Ambac common stock was actively traded on the New York Stock Exchange. While the exact number of Class

members is unknown to Lead Plaintiffs at this time, Lead Plaintiffs believe that Class members number in the thousands.

513. Plaintiffs' claims are typical of the claims of the members of the Class. Plaintiffs and the other members of the Class acquired Ambac securities in the offerings, pursuant to a registration statement, or purchased or sold Ambac securities in the market, and sustained damages as a result of Defendants' conduct complained of herein.

514. Plaintiffs will fairly and adequately protect the interests of the members of the Class and have retained counsel competent and experienced in class and securities litigation. Plaintiffs have no interests that are adverse or antagonistic to the Class.

515. A class action is superior to other available methods for the fair and efficient adjudication of this controversy. Because the damages suffered by individual members of the Class may be relatively small, the expense and burden of individual litigation make it impracticable for Class members individually to seek redress for the wrongful conduct alleged herein.

516. Common questions of law and fact exist as to all members of the Class, and predominate over any questions affecting solely individual members of the Class. Among the questions of law and fact common to the Class are:

- a. whether the Federal securities laws were violated by Defendants' conduct as alleged herein;
- b. whether the registration statements and prospectuses for the Company's Offerings contained material misstatements or omitted to state material information;
- c. whether the SEC filings, press releases and other public statements disseminated to the investing public during the Class Period contained material misstatements or omitted to state material information;

- d. whether and to what extent the Company's financial statements failed to comply with GAAP during the Class Period;
- e. whether and to what extent Defendant KPMG's audits of the Company's financial statements for the year ended 2007 failed to be conducted in accordance with the standards of the PCAOB;
- f. whether and to what extent the market prices of Ambac common stock and other securities were artificially inflated during the Class Period due to the non-disclosures and/or misstatements complained of herein;
- g. whether, with respect to Lead Plaintiffs' claims under the Securities Act, Defendants named in those claims can sustain their burden of establishing an affirmative defense pursuant to the applicable statute;
- h. whether, with respect to Lead Plaintiffs' claims pursuant to (i) Section 15 of the Securities Act, Defendants Genader, Leonard, and Callen were controlling persons of Ambac, and (ii) Section 20(a) of the Exchange Act, Defendants Genader and Leonard were controlling persons of Ambac;
- i. whether, with respect to Lead Plaintiffs' claims under the Exchange Act, Defendants named in those claims acted with scienter;
- j. whether reliance may be presumed pursuant to the fraud-on-the-market doctrine; and
- k. whether the members of the Class have sustained damages as a result of the conduct complained of herein, and if so, the proper measure of damages.

517. The names and addresses of those persons and entities who purchased or sold Ambac securities during the Class Period are available from the Company's transfer agent(s) and/or from the Underwriter Defendants. Notice may be provided to such class members via first-class mail using techniques and a form of notice similar to those customarily used in securities class actions.

XIV. PRAYER FOR RELIEF

WHEREFORE, Lead Plaintiffs pray for judgment as follows:

- A. Declaring the action to be a proper class action pursuant to Fed. R. Civ. P. 23;

- B. Awarding Lead Plaintiffs and the members of the Class damages, including interest;
- C. Awarding Lead Plaintiffs' counsel reasonable costs and attorneys' fees; and
- D. Awarding such equitable/injunctive or other relief as the Court may deem just and proper.

XV. JURY DEMAND

Pursuant to Fed. R. Civ. P. 38(b), Lead Plaintiffs hereby demand a trial by jury in this action of all issues so triable.

Dated: August 22, 2008

Respectfully submitted,

**BERNSTEIN LITOWITZ BERGER
& GROSSMANN LLP**



Steven B. Singer
Mark Lebovitch
Kurt Hunciker
Lauren A. McMillen
1285 Avenue of the Americas, 38th Floor
New York, New York 10019
Telephone: 212-554-1400
Facsimile: 212-554-1444

KAPLAN FOX & KILSHEIMER LLP



Frederic S. Fox
Donald Hall
Hae Sung Nam
Melinda D. Rodon
Aviah Cohen Pierson
850 Third Avenue, 14th Floor
New York, NY 10022
Telephone: (212) 687-1980
Facsimile: (212) 687-7714

*Attorneys for the U.S. Public Pension
Funds, Plaintiff Painting Industry Insurance
and Annuity Funds, and
Co-Lead Counsel for the Class*

EXHIBIT A

**CERTIFICATION PURSUANT TO
THE FEDERAL SECURITIES LAWS**

I, Kevin Huber, on behalf of the Public School Teachers' Pension & Retirement Fund of Chicago ("Chicago Teachers"), hereby certify, as to the claims asserted under the federal securities laws, that:

1. I am the Executive Director of Chicago Teachers. I have reviewed the Consolidated Amended Class Action Complaint filed in this matter.

2. Chicago Teachers did not purchase the securities that are the subject of this action at the direction of counsel or in order to participate in any action arising under the federal securities laws.

3. Chicago Teachers has been appointed to serve as a lead plaintiff on behalf of the Class.

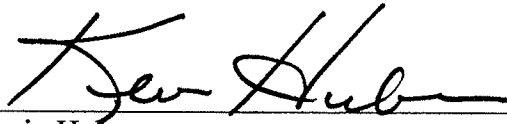
4. Chicago Teachers' transactions in the Ambac Financial Group, Inc. securities that are the subject of this action are set forth in the chart attached hereto.

5. Chicago Teachers has sought to serve and was appointed as a lead plaintiff and representative party on behalf of a class in the following action under the federal securities laws filed during the three-year period preceding the date of this Certification:

Eastwood Enterprises LLC, v. Farha et al., Case No. 07-cv-1940 (M.D. Fla.)

6. Chicago Teachers will not accept any payment for serving as a representative party on behalf of the Class beyond Chicago Teachers' pro rata share of any recovery, except such reasonable costs and expenses (including lost wages) directly relating to the representation of the Class, as ordered or approved by the court.

I declare under penalty of perjury that the foregoing is true and correct. Executed this 21 day of August 2008.



Kevin Huber
Executive Director
*Public School Teachers' Pension &
Retirement Fund of Chicago*

**Public School Teachers' Pension & Retirement Fund of
Chicago**

Transactions in Ambac Financial Group, Inc.

Class Period: 10/25/06 - 4/22/08

| <u>Transaction</u> | <u>Date</u> | <u>Shares</u> | <u>Price</u> |
|--------------------|-------------|---------------|--------------|
| Purchases | 4/24/2007 | 9,650 | 89.8520 |
| Purchases | 4/25/2007 | 4,750 | 92.6283 |
| Purchases | 4/25/2007 | 600 | 92.3484 |
| Purchases | 4/26/2007 | 1,300 | 92.9671 |
| Purchases | 4/26/2007 | 800 | 92.5867 |
| Purchases | 5/3/2007 | 4,300 | 94.5506 |
| Purchases | 5/4/2007 | 1,300 | 94.2957 |
| Purchases | 5/4/2007 | 10,100 | 94.3603 |
| Purchases | 5/8/2007 | 4,550 | 94.5291 |
| Purchases | 5/8/2007 | 250 | 94.5234 |
| Purchases | 5/8/2007 | 1,900 | 94.3549 |
| Purchases | 5/8/2007 | 6,600 | 94.5051 |
| Purchases | 5/8/2007 | 2,000 | 94.3997 |
| Purchases | 5/9/2007 | 3,000 | 94.5806 |
| Purchases | 5/9/2007 | 4,600 | 94.5034 |
| Purchases | 5/9/2007 | 400 | 94.5391 |
| Purchases | 5/11/2007 | 900 | 94.4954 |
| Purchases | 5/14/2007 | 600 | 94.3707 |
| Purchases | 5/14/2007 | 2,300 | 94.2839 |
| Purchases | 5/14/2007 | 9,200 | 94.4632 |
| Purchases | 5/15/2007 | 1,000 | 94.6745 |
| Purchases | 5/15/2007 | 1,900 | 94.8749 |
| Purchases | 5/16/2007 | 100 | 94.8000 |
| Purchases | 5/16/2007 | 1,900 | 94.8143 |
| Purchases | 5/16/2007 | 6,400 | 94.7732 |
| Purchases | 5/17/2007 | 4,900 | 95.4003 |
| Purchases | 5/17/2007 | 2,200 | 94.7833 |
| Purchases | 5/31/2007 | 4,900 | 89.7250 |
| Purchases | 6/1/2007 | 4,900 | 89.3500 |
| Purchases | 6/14/2007 | 6,000 | 88.3176 |
| Purchases | 6/14/2007 | 500 | 88.3807 |
| Purchases | 6/18/2007 | 1,400 | 88.7933 |
| Purchases | 6/19/2007 | 2,400 | 87.9105 |
| Purchases | 6/20/2007 | 2,500 | 86.7879 |
| Purchases | 7/12/2007 | 5,650 | 85.1705 |
| Purchases | 7/12/2007 | 8,050 | 85.6956 |
| Purchases | 7/16/2007 | 850 | 85.4535 |
| Purchases | 7/27/2007 | 2,800 | 75.4912 |
| Purchases | 7/30/2007 | 6,050 | 73.5854 |
| Purchases | 7/31/2007 | 4,050 | 70.2231 |
| Purchases | 8/3/2007 | 2,250 | 61.0072 |
| Purchases | 8/7/2007 | 6,800 | 67.4631 |
| Purchases | 8/7/2007 | 500 | 66.9619 |

| | | | |
|-----------|------------|--------|---------|
| Purchases | 8/14/2007 | 5,200 | 63.2312 |
| Purchases | 8/16/2007 | 8,400 | 58.6340 |
| Purchases | 9/19/2007 | 27,000 | 68.6794 |
| Purchases | 10/2/2007 | 400 | 64.7420 |
| Purchases | 10/4/2007 | 6,700 | 67.0101 |
| Purchases | 10/8/2007 | 350 | 69.7603 |
| Purchases | 10/11/2007 | 2,400 | 70.8021 |
| Purchases | 10/12/2007 | 6,250 | 69.1765 |
| Purchases | 10/31/2007 | 4,850 | 37.4462 |
| Purchases | 11/12/2007 | 3,200 | 26.9631 |
| Purchases | 11/19/2007 | 7,300 | 24.6689 |
| Purchases | 11/28/2007 | 11,800 | 22.2824 |
| Purchases | 12/10/2007 | 14,350 | 30.1281 |
| Purchases | 12/11/2007 | 1,200 | 28.2129 |
| Purchases | 12/28/2007 | 4,950 | 25.9331 |
| Purchases | 1/2/2008 | 1,400 | 26.0839 |
| Purchases | 1/11/2008 | 800 | 21.2125 |
| Purchases | 2/11/2008 | 5,200 | 10.6710 |
| Purchases | 3/7/2008 | 15,200 | 9.5000 |

| | | | |
|-------|------------|----------|---------|
| Sales | 11/30/2006 | (4,270) | 84.7897 |
| Sales | 2/28/2007 | (900) | 87.5500 |
| Sales | 2/28/2007 | (1,300) | 87.7931 |
| Sales | 5/4/2007 | (500) | 94.2041 |
| Sales | 5/25/2007 | (8,000) | 91.4199 |
| Sales | 6/22/2007 | (200) | 85.9729 |
| Sales | 9/24/2007 | (70,200) | 64.0118 |
| Sales | 9/26/2007 | (1,000) | 64.0610 |
| Sales | 11/14/2007 | (400) | 31.9258 |
| Sales | 12/26/2007 | (1,400) | 30.1400 |
| Sales | 1/9/2008 | (600) | 15.8703 |
| Sales | 1/9/2008 | (20,100) | 16.3298 |
| Sales | 1/9/2008 | (22,200) | 16.2228 |
| Sales | 1/10/2008 | (2,900) | 18.4350 |
| Sales | 1/10/2008 | (27,200) | 18.7943 |
| Sales | 1/11/2008 | (300) | 19.5800 |
| Sales | 1/11/2008 | (8,800) | 21.2933 |
| Sales | 1/11/2008 | (2,000) | 18.7862 |
| Sales | 1/11/2008 | (1,100) | 18.8200 |
| Sales | 1/16/2008 | (700) | 15.1736 |
| Sales | 1/16/2008 | (65,350) | 13.7982 |
| Sales | 1/17/2008 | (41,800) | 5.1430 |
| Sales | 2/6/2008 | (1,400) | 11.2436 |
| Sales | 3/20/2008 | (10,400) | 5.8590 |

Corporate Bonds
Cusip# 023139AE8

| <u>Transaction</u> | <u>Date</u> | <u>Shares</u> | <u>Price</u> |
|--------------------|-------------|---------------|--------------|
| Purchases | 11/29/2005 | 250,000 | 99.9580 |
| Purchases | 11/30/2005 | 450,000 | 100.4890 |

| | | | |
|-------|-----------|-----------|----------|
| Sales | 12/8/2006 | (700,000) | 102.6890 |
|-------|-----------|-----------|----------|

EXHIBIT B

**CERTIFICATION PURSUANT TO
THE FEDERAL SECURITIES LAWS**

I, Christa Clark, on behalf the Arkansas Teacher Retirement System (“Arkansas Teachers”), hereby certify, as to the claims asserted under the federal securities laws, that:

1. I am the Chief Legal Officer of Arkansas Teachers. I have reviewed the Consolidated Amended Class Action Complaint filed in this matter.

2. Arkansas Teachers did not purchase the securities that are the subject of this action at the direction of counsel or in order to participate in any action arising under the federal securities laws.

3. Arkansas Teachers has been appointed to serve as a lead plaintiff on behalf of the Class.

4. Arkansas Teachers’ transactions in the Ambac Financial Group, Inc. securities that are the subject of this action are set forth in the chart attached hereto.

5. Arkansas Teachers has sought to serve and was appointed as a lead plaintiff and representative party on behalf of a class in the following actions under the federal securities laws filed during the three-year period preceding the date of this Certification:


Atlas et al v. Accredited Home Lenders Holdings Co., et al., Case No. 07-cv-488 (S.D. Cal.)
In re Openwave Systems Securities Litigation, Case No. 07-cv-1309 (S.D.N.Y.)
In re Schering-Plough Corporation/Enhance Litigation, Case No. 08-cv-397 (D.N.J.)

6. Arkansas Teachers has sought to serve and was appointed as a lead plaintiff and representative party on behalf of a class in the following actions under the federal securities laws filed during the three-year period preceding the date of this Certification that have already been fully settled:

In re SFBC International Inc. Securities & Derivative Litigation, Case No. 06-cv-165 (D.N.J.)
In re EVCI Career Colleges Holding Corp. Securities Litigation,
Case No. 05-cv-10240 (S.D.N.Y.)

7. Arkansas Teachers will not accept any payment for serving as a representative party on behalf of the Class beyond Arkansas Teachers' pro rata share of any recovery, except such reasonable costs and expenses (including lost wages) directly relating to the representation of the Class, as ordered or approved by the court.

I declare under penalty of perjury that the foregoing is true and correct. Executed this 21 day of August 2008.



Christa Clark
Chief Legal Officer
Arkansas Teacher Retirement System

Arkansas Teacher Retirement System
Transactions in Ambac Financial Group, Inc.
Class Period: 10/25/06 - 4/22/08

| <u>Transaction</u> | <u>Date</u> | <u>Shares</u> | <u>Price</u> |
|--------------------|-------------|---------------|--------------|
| Purchases | 08/08/07 | 2,700 | \$71.5900 |
| Purchases | 08/15/07 | 42,000 | \$60.1651 |
| Purchases | 09/10/07 | 4,200 | \$59.9586 |
| Purchases | 09/11/07 | 6,500 | \$60.3618 |
| Purchases | 09/12/07 | 2,600 | \$61.0134 |
| Purchases | 09/13/07 | 3,100 | \$62.9914 |
| Purchases | 09/13/07 | 4,500 | \$62.6964 |
| Purchases | 10/25/07 | 66,200 | \$44.3470 |
| Purchases | 12/03/07 | 21,200 | \$26.3207 |
| Purchases | 03/05/08 | 7,300 | \$8.7000 |
| Purchases | 03/06/08 | 212,361 | \$6.7500 |
| Sales | 10/31/07 | (20,900) | \$39.8900 |
| Sales | 01/14/08 | (10,000) | \$22.0820 |
| Sales | 03/12/08 | (4,040) | \$7.3122 |
| Sales | 03/19/08 | (3,260) | \$5.8400 |

EXHIBIT C

**CERTIFICATION PURSUANT TO
THE FEDERAL SECURITIES LAWS**

I, George W. Neville, Esq., on behalf of the Public Employees' Retirement System of Mississippi ("Mississippi PERS"), hereby certify, as to the claims asserted under the federal securities laws, that:

1. I am a Special Assistant Attorney General in the Office of the Attorney General of the State of Mississippi, which is legal counsel to Mississippi PERS, and am authorized to make this Certification on behalf of Mississippi PERS.

2. Mississippi PERS did not purchase the securities that are the subject of this action at the direction of counsel or in order to participate in any action arising under the federal securities laws.

3. Mississippi PERS was appointed co-lead plaintiff by the Honorable Naomi Buchwald, United States District Judge of the Southern District of New York, on May 9, 2008. I am willing to continue to serve as a lead plaintiff and representative party on behalf of the Class, including providing testimony at deposition and trial, if necessary. Mississippi PERS fully understands the duties and responsibilities of the lead plaintiff under the Private Securities Litigation Reform Act, including the selection and retention of counsel and overseeing the prosecution of the action for the Class. Mississippi PERS, through the Office of the Attorney General of Mississippi, intends to actively monitor the conduct of this action for the benefit of the Class. Mississippi PERS has retained the law firm of Kaplan Fox & Kilsheimer LLP, ("Kaplan Fox"), to represent Mississippi PERS.

4. Mississippi PERS' transactions in the Ambac Financial Group, Inc. ("Ambac") securities for the period October 25, 2006 through April 22, 2008 are set forth in the chart attached hereto.

5. Mississippi PERS has sought to serve and was appointed as a lead plaintiff and representative party on behalf of a class in the following actions under the federal securities laws filed during the three-year period preceding the date of this Certification:

In re Boston Scientific Corp. Securities Litigation, Case No. 05-cv-11934 (D. Mass.)
In re The Mills Corporation Securities Litigation, Case No. 06-cv-77 (E.D. Va.)
In re Coca-Cola Enterprises Inc. Securities Litigation, Case No. 06-cv-275 (N.D. Ga.)
In re Sears Holdings Corporation Securities Litigation, Case No. 06-cv-4053 (S.D.N.Y.)
In re Sonus Networks, Inc. Securities Litigation-II, Case No. 06-cv-10040 (D. Mass.)
In re Semtech Corp. Securities Litigation, Case No. 07-cv-7114 (C.D. Cal.)
In re Ambac Financial Group, Inc. Securities Litigation, Case No. 08-cv-411 (S.D.N.Y.)
In re Schering-Plough Corporation/Enhance Securities Litigation, Case No. 08-cv-397 (D.N.J.)
In re Maxim Integrated Products Inc. Securities Litigation, Case No. 08-cv-832 (N.D. Cal.)

6. Mississippi PERS is serving as a lead plaintiff and representative party on behalf of a class in *In re Merck & Co. Inc. Securities, Derivative & "ERISA" Litigation*, MDL No. 1658 (SRC), 05-cv-1151 (D.N.J.), 05-cv-2367 (D.N.J.). Mississippi PERS intervened in the

action and was appointed to serve as a lead plaintiff and representative party in the action in 2007.

7. Mississippi PERS has sought to serve as a lead plaintiff and representative party on behalf of a class in the following actions under the federal securities laws filed during the three-year period preceding the date of this Certification, but either withdrew its motion for lead plaintiff or was not appointed lead plaintiff:

In re BearingPoint Securities Litigation, Case No. 05-cv-454 (E.D. Va.)
In re FBR Inc. Securities Litigation, Case No. 05-cv-4617 (S.D.N.Y.)
In re General Motors Securities Litigation, Case No. 05-cv-8088 (S.D.N.Y.)
In re Guidant Corporation Securities Litigation, Case No. 05-cv-1658 (S.D. Ind.)
Johnson v. Dana Corporation et al., Case No. 05-cv-7388 (N.D. Ohio)
In re Mercury Interactive Securities Litigation, Case No. 05-cv-3395 (N.D. Cal.)
In re Take-Two Interactive Securities Litigation, Case No. 06-cv-803 (S.D.N.Y.)
In re Par Pharmaceutical Companies, Inc. Securities Litigation, Case No. 06-cv-3226 (D.N.J.)
In re Dell, Inc. Securities Litigation, Case No. 06-cv-726 (W.D. Tex.)
*Freudenberg v. E*Trade Financial Corporation, et al.*, Case No. 07-cv-8538 (S.D.N.Y.)

8. During the three-year period preceding the date of this Certification, Mississippi PERS sought to serve and did serve as a class representative on behalf of a class in the following action that has been fully settled:


In re Cigna Corp. Securities Litigation, Case No. 02-cv-8088 (E.D. Pa.)

9. Mississippi PERS is currently seeking to serve as a lead plaintiff and representative party on behalf of a class in the following action filed under the federal securities laws during the three years preceding the date of this Certification:

Lipetz v. Wachovia Corporation, et al., Case No. 08-cv-6171

10. Mississippi PERS will not accept any payment for serving as a representative party on behalf of the Class beyond Mississippi PERS' pro rata share of any recovery, except such reasonable costs and expenses (including lost wages) directly relating to the representation of the Class, as ordered or approved by the court.

I declare under penalty of perjury that the foregoing is true and correct. Executed this 20th day of August, 2008


George W. Neville
Special Assistant Attorney General
Legal Counsel to the Public Employees' Retirement
System of Mississippi

MISSISSIPPI PUBLIC EMPLOYEES RETIREMENT SYSTEM

Ambac Financial Group, Inc

Transactions from October 25, 2006 to April 22, 2008

| SECURITY NAME | CUSIP | TRANSACTION TYPE | TRADE DATE | SHARES | PRICE PER SHARE |
|---------------------------|-----------|------------------|------------|----------------|-----------------|
| COMMON STOCK | | | | | |
| AMBAC FINANCIAL GROUP INC | 023139108 | PURCHASE | 11/22/2006 | 600 | \$83.7600 |
| AMBAC FINANCIAL GROUP INC | 023139108 | PURCHASE | 12/28/2006 | 200 | \$89.8230 |
| AMBAC FINANCIAL GROUP INC | 023139108 | PURCHASE | 1/16/2007 | 300 | \$88.5760 |
| AMBAC FINANCIAL GROUP INC | 023139108 | PURCHASE | 1/19/2007 | 800 | \$88.8380 |
| AMBAC FINANCIAL GROUP INC | 023139108 | PURCHASE | 2/27/2007 | 400 | \$89.0470 |
| AMBAC FINANCIAL GROUP INC | 023139108 | PURCHASE | 3/30/2007 | 800 | \$88.3900 |
| AMBAC FINANCIAL GROUP INC | 023139108 | PURCHASE | 4/4/2007 | 200 | \$86.6400 |
| AMBAC FINANCIAL GROUP INC | 023139108 | PURCHASE | 4/19/2007 | 300 | \$89.8750 |
| AMBAC FINANCIAL GROUP INC | 023139108 | PURCHASE | 4/23/2007 | 800 | \$90.7380 |
| AMBAC FINANCIAL GROUP INC | 023139108 | PURCHASE | 5/24/2007 | 500 | \$91.9850 |
| AMBAC FINANCIAL GROUP INC | 023139108 | PURCHASE | 5/30/2007 | 200 | \$90.9000 |
| AMBAC FINANCIAL GROUP INC | 023139108 | PURCHASE | 6/22/2007 | 960 | \$86.6460 |
| AMBAC FINANCIAL GROUP INC | 023139108 | PURCHASE | 6/22/2007 | 14,000 | \$86.3310 |
| AMBAC FINANCIAL GROUP INC | 023139108 | PURCHASE | 7/24/2007 | 2,000 | \$78.1700 |
| AMBAC FINANCIAL GROUP INC | 023139108 | PURCHASE | 7/25/2007 | 27,250 | \$78.6570 |
| AMBAC FINANCIAL GROUP INC | 023139108 | PURCHASE | 7/26/2007 | 3,200 | \$75.9080 |
| AMBAC FINANCIAL GROUP INC | 023139108 | PURCHASE | 8/9/2007 | 300 | \$69.5750 |
| AMBAC FINANCIAL GROUP INC | 023139108 | PURCHASE | 8/9/2007 | 2,100 | \$69.5980 |
| AMBAC FINANCIAL GROUP INC | 023139108 | PURCHASE | 8/10/2007 | 3,600 | \$64.8470 |
| AMBAC FINANCIAL GROUP INC | 023139108 | PURCHASE | 8/10/2007 | 900 | \$65.4890 |
| AMBAC FINANCIAL GROUP INC | 023139108 | PURCHASE | 10/11/2007 | 23,640 | \$70.7270 |
| AMBAC FINANCIAL GROUP INC | 023139108 | PURCHASE | 11/13/2007 | 2,100 | \$29.0400 |
| AMBAC FINANCIAL GROUP INC | 023139108 | PURCHASE | 11/15/2007 | 56,000 | \$29.0290 |
| AMBAC FINANCIAL GROUP INC | 023139108 | PURCHASE | 12/5/2007 | 25,700 | \$25.4780 |
| AMBAC FINANCIAL GROUP INC | 023139108 | PURCHASE | 12/12/2007 | 7,300 | \$25.3190 |
| AMBAC FINANCIAL GROUP INC | 023139108 | PURCHASE | 12/20/2007 | 65,500 | \$26.7470 |
| AMBAC FINANCIAL GROUP INC | 023139108 | PURCHASE | 12/21/2007 | 2,600 | \$26.4950 |
| AMBAC FINANCIAL GROUP INC | 023139108 | PURCHASE | 12/21/2007 | 2,000 | \$26.2500 |
| AMBAC FINANCIAL GROUP INC | 023139108 | PURCHASE | 12/21/2007 | 34,732 | \$27.3130 |
| AMBAC FINANCIAL GROUP INC | 023139108 | PURCHASE | 12/21/2007 | 8,668 | \$27.4450 |
| AMBAC FINANCIAL GROUP INC | 023139108 | PURCHASE | 12/21/2007 | 11,800 | \$27.6090 |
| AMBAC FINANCIAL GROUP INC | 023139108 | PURCHASE | 12/24/2007 | 3,100 | \$26.3010 |
| AMBAC FINANCIAL GROUP INC | 023139108 | PURCHASE | 12/26/2007 | 13,400 | \$25.0090 |
| AMBAC FINANCIAL GROUP INC | 023139108 | PURCHASE | 12/26/2007 | 600 | \$25.6610 |
| AMBAC FINANCIAL GROUP INC | 023139108 | PURCHASE | 12/31/2007 | 1,900 | \$24.2400 |
| AMBAC FINANCIAL GROUP INC | 023139108 | PURCHASE | 12/31/2007 | 1,300 | \$26.1600 |
| AMBAC FINANCIAL GROUP INC | 023139108 | PURCHASE | 12/31/2007 | 4,000 | \$25.0780 |
| AMBAC FINANCIAL GROUP INC | 023139108 | PURCHASE | 1/4/2008 | 15,600 | \$24.0820 |
| AMBAC FINANCIAL GROUP INC | 023139108 | PURCHASE | 1/8/2008 | 14,100 | \$19.7470 |
| AMBAC FINANCIAL GROUP INC | 023139108 | PURCHASE | 1/9/2008 | 6,700 | \$19.0250 |
| AMBAC FINANCIAL GROUP INC | 023139108 | PURCHASE | 2/19/2008 | 600 | \$10.1310 |
| AMBAC FINANCIAL GROUP INC | 023139108 | PURCHASE | 3/6/2008 | 48,400 | \$6.7500 |
| AMBAC FINANCIAL GROUP INC | 023139108 | PURCHASE | 3/7/2008 | 67,100 | \$9.5000 |
| AMBAC FINANCIAL GROUP INC | 023139108 | PURCHASE | 3/24/2008 | 300 | \$6.8850 |
| AMBAC FINANCIAL GROUP INC | 023139108 | PURCHASE | 4/2/2008 | 1,300 | \$6.3110 |
| AMBAC FINANCIAL GROUP INC | 023139108 | PURCHASE | 4/16/2008 | 600 | \$5.1290 |
| | | | | <u>477,850</u> | |
| AMBAC FINANCIAL GROUP INC | 023139108 | SALE | 10/27/2006 | 5,500 | \$84.1790 |
| AMBAC FINANCIAL GROUP INC | 023139108 | SALE | 11/2/2006 | 2,400 | \$83.6530 |
| AMBAC FINANCIAL GROUP INC | 023139108 | SALE | 11/6/2006 | 3,000 | \$85.1160 |
| AMBAC FINANCIAL GROUP INC | 023139108 | SALE | 11/7/2006 | 4,800 | \$84.9500 |
| AMBAC FINANCIAL GROUP INC | 023139108 | SALE | 11/9/2006 | 2,400 | \$84.5700 |
| AMBAC FINANCIAL GROUP INC | 023139108 | SALE | 12/5/2006 | 4,200 | \$85.1560 |
| AMBAC FINANCIAL GROUP INC | 023139108 | SALE | 12/8/2006 | 5,000 | \$85.1600 |
| AMBAC FINANCIAL GROUP INC | 023139108 | SALE | 12/11/2006 | 4,800 | \$85.2270 |
| AMBAC FINANCIAL GROUP INC | 023139108 | SALE | 12/13/2006 | 3,000 | \$85.2850 |
| AMBAC FINANCIAL GROUP INC | 023139108 | SALE | 1/3/2007 | 3,400 | \$89.7180 |
| AMBAC FINANCIAL GROUP INC | 023139108 | SALE | 1/23/2007 | 14,710 | \$67.2780 |
| AMBAC FINANCIAL GROUP INC | 023139108 | SALE | 1/30/2007 | 2,600 | \$87.8620 |
| AMBAC FINANCIAL GROUP INC | 023139108 | SALE | 2/15/2007 | 4,000 | \$90.9730 |
| AMBAC FINANCIAL GROUP INC | 023139108 | SALE | 2/28/2007 | 2,300 | \$89.3830 |
| AMBAC FINANCIAL GROUP INC | 023139108 | SALE | 3/6/2007 | 4,800 | \$87.5580 |
| AMBAC FINANCIAL GROUP INC | 023139108 | SALE | 3/30/2007 | 2,800 | \$86.0590 |
| AMBAC FINANCIAL GROUP INC | 023139108 | SALE | 4/10/2007 | 2,500 | \$85.7920 |
| AMBAC FINANCIAL GROUP INC | 023139108 | SALE | 4/18/2007 | 2,400 | \$89.5590 |
| AMBAC FINANCIAL GROUP INC | 023139108 | SALE | 4/26/2007 | 1,600 | \$92.7540 |
| AMBAC FINANCIAL GROUP INC | 023139108 | SALE | 5/31/2007 | 1,700 | \$90.1180 |
| AMBAC FINANCIAL GROUP INC | 023139108 | SALE | 6/15/2007 | 1,100 | \$88.4960 |
| AMBAC FINANCIAL GROUP INC | 023139108 | SALE | 6/20/2007 | 100 | \$86.0800 |
| AMBAC FINANCIAL GROUP INC | 023139108 | SALE | 8/23/2007 | 20,220 | \$63.7240 |

MISSISSIPPI PUBLIC EMPLOYEES RETIREMENT SYSTEM

Ambac Financial Group, Inc

Transactions from October 25, 2006 to April 22, 2008

| | | | | | |
|---------------------------|-----------|------|------------|----------------|-----------|
| AMBAC FINANCIAL GROUP INC | 023139108 | SALE | 8/23/2007 | 10,100 | \$65,1050 |
| AMBAC FINANCIAL GROUP INC | 023139108 | SALE | 9/5/2007 | 57,200 | \$62,7590 |
| AMBAC FINANCIAL GROUP INC | 023139108 | SALE | 9/5/2007 | 800 | \$62,6630 |
| AMBAC FINANCIAL GROUP INC | 023139108 | SALE | 9/6/2007 | 16,000 | \$62,0050 |
| AMBAC FINANCIAL GROUP INC | 023139108 | SALE | 9/6/2007 | 6,200 | \$62,0400 |
| AMBAC FINANCIAL GROUP INC | 023139108 | SALE | 9/10/2007 | 16,900 | \$59,4930 |
| AMBAC FINANCIAL GROUP INC | 023139108 | SALE | 9/10/2007 | 13,700 | \$59,2630 |
| AMBAC FINANCIAL GROUP INC | 023139108 | SALE | 9/13/2007 | 5,400 | \$63,0250 |
| AMBAC FINANCIAL GROUP INC | 023139108 | SALE | 9/13/2007 | 3,000 | \$63,5100 |
| AMBAC FINANCIAL GROUP INC | 023139108 | SALE | 9/13/2007 | 4,900 | \$63,0720 |
| AMBAC FINANCIAL GROUP INC | 023139108 | SALE | 9/13/2007 | 5,900 | \$63,1120 |
| AMBAC FINANCIAL GROUP INC | 023139108 | SALE | 9/14/2007 | 2,500 | \$62,0090 |
| AMBAC FINANCIAL GROUP INC | 023139108 | SALE | 9/14/2007 | 2,500 | \$62,0090 |
| AMBAC FINANCIAL GROUP INC | 023139108 | SALE | 9/14/2007 | 2,600 | \$62,0120 |
| AMBAC FINANCIAL GROUP INC | 023139108 | SALE | 9/18/2007 | 4,100 | \$62,6320 |
| AMBAC FINANCIAL GROUP INC | 023139108 | SALE | 10/25/2007 | 93,120 | \$43,7930 |
| AMBAC FINANCIAL GROUP INC | 023139108 | SALE | 12/11/2007 | 1,600 | \$26,9900 |
| AMBAC FINANCIAL GROUP INC | 023139108 | SALE | 12/13/2007 | 51,600 | \$23,6710 |
| AMBAC FINANCIAL GROUP INC | 023139108 | SALE | 12/13/2007 | 24,300 | \$23,9970 |
| AMBAC FINANCIAL GROUP INC | 023139108 | SALE | 12/13/2007 | 13,100 | \$23,9220 |
| AMBAC FINANCIAL GROUP INC | 023139108 | SALE | 3/6/2008 | 41,100 | \$7,7370 |
| AMBAC FINANCIAL GROUP INC | 023139108 | SALE | 3/6/2008 | 20,800 | \$7,6880 |
| | | | | <u>500,650</u> | |

MISSISSIPPI PUBLIC EMPLOYEES RETIREMENT SYSTEM
Ambac Financial Group, Inc
Transactions from October 25, 2006 to April 22, 2008

| SECURITY NAME | CUSIP | TRANSACTION TYPE | TRADE DATE | SHARES | PRICE | AMOUNT |
|--------------------------|-----------|------------------|------------|---------|-------|-------------|
| DEBT SECURITIES | | | | | | |
| AMBAC FINL GROUP INC DEB | 023139AE8 | PURCHASE | 3/30/2007 | 865,000 | | 9851,929.85 |
| | | | | 865,000 | | |